

**DIRECTORATE OF GOVERNMENT EXAMINATIONS ::
TELANGANA STATE :: HYDERABAD**

**USER GUIDE TO FILL NTSE, Nov,2019 (1st LEVEL/STATE LEVEL)
APPLICATION FORM**

Note:

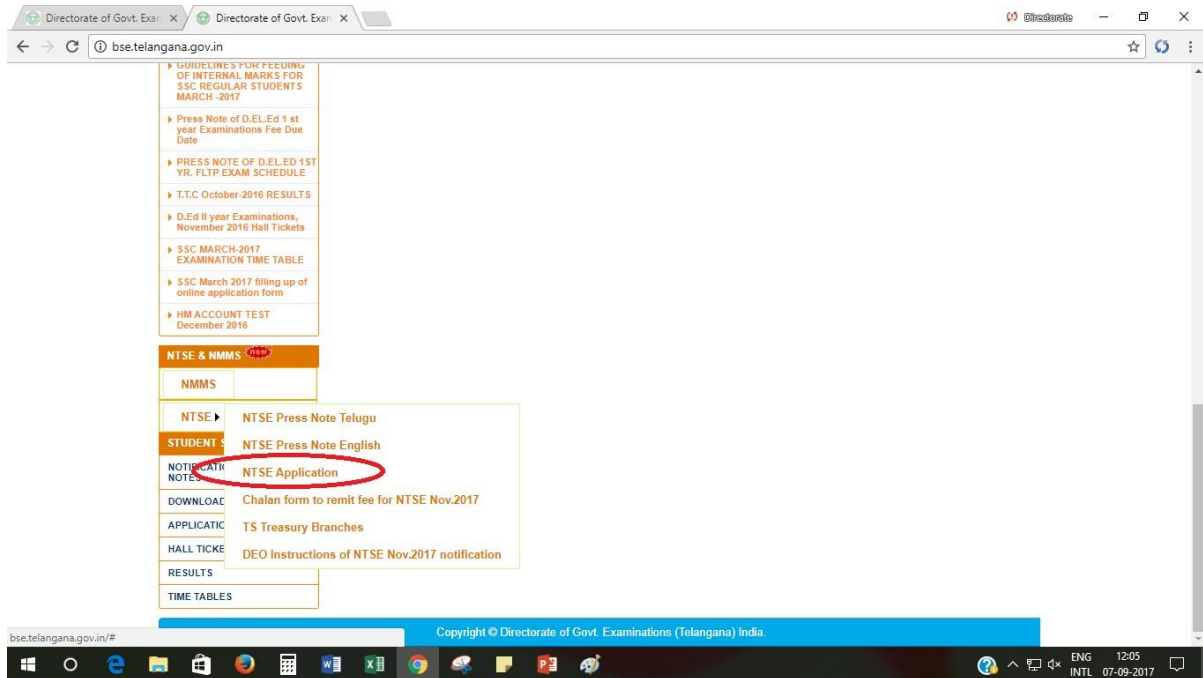
1. For the schools recognised by Government of Telangana, User Name and Pass Word are same i.e. your **SSC School Code.**

2. For the schools Recognised/ Affiliated by other boards viz., CBSE/ICSE etc., school authorities are requested to send the Affiliation/ Recognition (for this academic year i.e. 2019-20) Certificate with complete school address to the Mail Id: dirgovexams.tg@gmail.com. Afterwards, User Id and Password will be communicated through return mail.

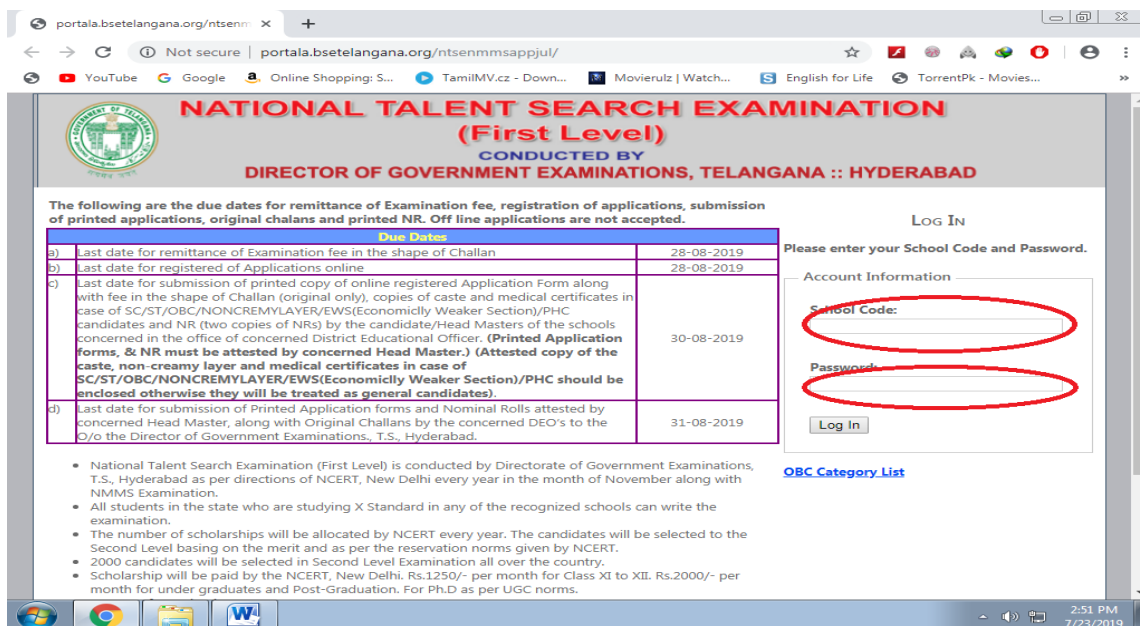
Step 1: Open www.bse.telangana.gov.in in any web browser, then following web page will be displayed. Then click on "**NTSE**" link which is displayed at left side bottom of the web page (rounded in red color).

The screenshot shows a web browser window with the URL www.bse.telangana.gov.in. The page content includes a list of links on the left side, such as "GUIDELINES FOR FEEDING OF INTERNAL MARKS FOR SSC REGULAR STUDENTS MARCH -2017", "Press Note of D.El.Ed 1st year Examinations Fee Due Date", "PRESS NOTE OF D.EL.ED 1ST YR. FLTP EXAM SCHEDULE", "T.T.C October-2016 RESULTS", "D.El.Ed II year Examinations, November 2016 Hall Tickets", "SSC MARCH-2017 EXAMINATION TIME TABLE", "SSC March 2017 filling up of online application form", and "HM ACCOUNT TEST December 2016". Below these links is a section titled "NTSE & NMMS" with a sub-section "NTSE" highlighted by a red circle. Underneath, there is a "STUDENT SERVICES" section with links for "NOTIFICATIONS/ PRESS NOTES", "DOWNLOADS", "APPLICATION FORMS", "HALL TICKETS", "RESULTS", and "TIME TABLES". The footer of the page reads "Copyright © Directorate of Govt. Examinations (Telangana) India." The Windows taskbar at the bottom shows the date as 07-09-2017 and the time as 11:59.

Step 2: Following screen will be displayed, then click on the link "NTSE Application" (rounded in red colour).



Step 3: After clicking on the link "NTSE Application" then the following screen will be displayed. You have to enter the User Id and Password (rounded in red colour) to open the application form.



Step 4: After login, the following screen in which Instructions to the candidates applying for NTSE Nov. 2019 will be displayed, read all the instructions and click on " You Agree Proceed to Next " (rounded in red colour).

NATIONAL TALENT SEARCH EXAMINATION (First Level)
CONDUCTED BY
DIRECTOR OF GOVERNMENT EXAMINATIONS, TELANGANA :: HYDERABAD

Welcome 10001 - Z P HIGH SCHOOL ARLI (T) | Log Out

INSTRUCTIONS TO THE CANDIDATES APPLYING FOR NTSE NOV. 2019

- In case of SC, ST,EWS , OBC Non creamy layer candidates Cast certificates issued by the Government of Telangana state only are accepted. Others will be treated as general candidates for NTSE Nov. 2019.
- In case of OBC Non creamy layer candidates common BC certificates like BC-A, BC-B, BC-C,BC-D,BC-E will not be accepted for NTSE Nov. 2019. Those candidates who submit the said common BC certificates instead of OBC certificates with non - creamy layer will be treated as general candidates. OBC creamy layer candidates will be treated as general candidates. OBC certificates of Parents are not accepted
- Candidates who have not obtained cast certificates by the time of submission of application form of NTSE Nov. 2019 should submit a self-declaration in profarma as stated below and the candidates who submit the said self-declaration should upload the relevant cast certificates with in the given time. Otherwise they will be treated as general candidates.

PROFARMA FOR SELF-DECLARATION FORM

I ___(name of the candidate should be written here) S/o_____studding class X in _____ school _____ District declare that, I will upload the relevant cast certificate of SC/ST/OBC by 26 – 09 - 2019. Otherwise consider me as general candidate for NTSE November 2019.

Place: _____
 Date : _____

Full signature of the candidate

Signature of Head Master concerned with stamp

(Modal OBC certificates with non - creamv laver is furnished below for information of the students)

OTHER BACKWARD CLASSES (OBC) CERTIFICATE

This is to verify that Sri/Srimathi/Master/Kumari of Village/Town of _____ District/Division in the Telangana State belongs to the _____ Community which is recognized as a Backward Class under the Govt. of India, Ministry of Social Justice and Empowerment's, Resolution No.____

Application No _____
Date: _____

Certified by
 Name: Designation: TAHSILDAR
 Headed

Note: This is Digitally Signed Certificate, does not require physical signature. And this certificate can be verified at <http://www.zg.mee seva.gov.in/> by furnishing the application number mentioned in the Certificate.

If you agreed proceed to next

Step 5: After Proceed, the following screen i.e. Challan Information will be displayed. Click on "Click Here to Add Challan Details" (rounded in red colour).Then Enter challan details and Save.

The screenshot shows a web browser window with the following content:


- Browser tabs: TS_NTSE - dirgovexams.tg@gmail.com, portala.bsetelangana.org/ntsenm
- Address bar: Not secure | portala.bsetelangana.org/ntsenmmsappjui/ntse/NTSEPayment.aspx
- Page Header:
 - Logo of Government of Telangana
 - NATIONAL TALENT SEARCH EXAMINATION (First Level)**
 - CONDUCTED BY
 - DIRECTOR OF GOVERNMENT EXAMINATIONS, TELANGANA :: HYDERABAD**
- Blue Banner: Welcome 17141 - Z P P SEC SCHOOL ! [Log_Out]
- Table:
 - Button: **+ Click here to Add Challan Details** (circled in red)
 - Columns: STO / DTO NAME, PAO CODE, CHALLAN NUMBER, Amount, Transaction Date
 - Text: No records to display.
 - Button: After filling the fee payment details Click here to fill application
- Taskbar: Windows 7 taskbar with icons for Internet Explorer, Google Chrome, and other applications. System tray shows 3:14 PM, 7/24/2019.

Step 6: After Submission of challan details, the following screen will be displayed. Then click on " After Filling the Fee details click here to fill the application" (rounded in red colour).

portala.bsetelangana.org/ntsenm x +

Not secure | portala.bsetelangana.org/ntsenmmsappjul/ntse/NTSEPayment.aspx

YouTube Google Online Shopping: S... TamilMV.cz - Down... Movierulz | Watch... English for Life TorrentPk - Movies...

 **NATIONAL TALENT SEARCH EXAMINATION**
(First Level)
CONDUCTED BY
DIRECTOR OF GOVERNMENT EXAMINATIONS, TELANGANA :: HYDERABAD

Welcome 10001 - Z P HIGH SCHOOL ARLI (T) | [Log Out]

	STO / DTO NAME	PAO CODE	CHALLAN NUMBER	Amount	Transaction Date
Edit	hyd	23434	123444	200.0000	11-07-2019
Edit	hyd	343333	234343	200.0000	11-07-2019

+ Click here to Add Challan Details

After filling fee The Payment Details Click here to fill the application

3:49 PM
7/23/2019

Step 7: After that the following screen i.e. NTSE Application Form will be displayed to make necessary entries of the students registering for NTSE November-2019.

The screenshot shows the NTSE Application Form (First Level) on the website ntsel7.bsetelangana.org. The form is titled "NATIONAL TALENT SEARCH EXAMINATION (First Level) CONDUCTED BY DIRECTOR OF GOVERNMENT EXAMINATIONS, TELANGANA - HYDERABAD". It contains various fields for student details, including name, gender, date of birth, and address. A photo of a student with a signature is uploaded. At the bottom, the "Submit Application" button is highlighted with a red circle.

Step 8: Fill all the columns in the application and upload the photo with signature by clicking on browse button (example shown above). The size of the photo with signature should be less than 30 KB and format should be of image. And upload relevant certificate which is applicable such as Caste , Non Creamy Layer, EWS and Medical certificates by clicking the browsers in case of SC/ST/OBC/EWS/PHC. After filling all the details, click on "Submit Application" (rounded in red colour). Enter the details of each student one by one in the same procedure.

Step 9: After uploading the details of all students, click on "Report" at the top of application form and take the printout of each application by clicking on print. Then click on "PDF" link (rounded in red colour) for display of Nominal Roll.

Directorate of Govt. Exam x Directorate of Govt. Exam x ntse17.bsetelangana.org x ntse17.bsetelangana.org x M photo - dirgovexams.tg x


ntse17.bsetelangana.org/ntse/NTSEStudentsReport.aspx

NATIONAL TALENT SEARCH EXAMINATION (First Level)

CONDUCTED BY
DIRECTOR OF GOVERNMENT EXAMINATIONS, TELANGANA :: HYDERABAD

Welcome 23028 - Z P HIGH SCHOOL ! [Log Out]

New Candidate Report Change Password



Application No	Candidate Name	Father's Name	DOB	PH	Community	Medium	Language For LCT	Challan No	
100006	RAVI	RAJU	19-08-2003	None	OC (General)	English	Telugu	366	Edit Print Delete
100007	RANI	RAJU	07-08-2003	None	OC (General)	English	English	552	Edit Print Delete

Windows taskbar: ENG INTL 13:06 07-09-2017

Step 10: After clicking on "PDF" link, the following screen will be displayed to take printout of Nominal Roll.

TS_NTSE - dirgovexams.tg@gmail x portala.bsetelangana.org/ntsenm x

Not secure | portala.bsetelangana.org/ntsenmmsappjil/ntse/NTSEStudentsReport.aspx

PDF Output

1 of 1 | Export to the selected format | Export

NTSE - NOVEMBER :: 2019 NOMINALROLL

10001 - Z P HIGH SCHOOL 25-07-2019

Distict Name: ADILABAD Total No.Of Students : 1

Total Fee: 100

App.No	Candidate Name	Father's Name	DOB	PH	Community	Gender	Challan No	Amount	Medium
20001	K DANAH	fn	17-09-2005	2	EWS (Economically Weaker Sections)	Female	120	100	English

Windows taskbar: 11:41 AM 7/25/2019

Step 11: Take a printout of Nominal Roll and submit the following items in the O/o the District Educational Officer concerned.

- i. Two sets of Nominal Rolls attested by the Head of the Institution concerned.
- ii. Print out of application of each candidate attested by Head of the Institution concerned (Attested copy of Caste Certificate in case of SC/ST, cast certificate with Non creamy layer in case of OBC, Income & assets certificate for EWS and Medical Certificate for PHC should be enclosed).
- iii. Original Challan.