



राष्ट्रीय परीक्षा एजेंसी  
**National Testing Agency**  
*Excellence in Assessment*



वैज्ञानिक तथा औद्योगिक अनुसंधान परिषद  
COUNCIL OF SCIENTIFIC & INDUSTRIAL RESEARCH

# JOINT CSIR - UGC National Eligibility Test (NET)

for

JRF and Lectureship/  
Assistant Professor

**JUNE 2020**

Information  
Bulletin

## IMPORTANT INFORMATION AND DATES AT A GLANCE

(Please refer to Information Bulletin for details)

### 1. FEE DETAILS AND IMPORTANT DATES:

Online Submission of Application Form		16 March – 15 April 2020 (upto 11:50 pm)
Last date of successful transaction of fee through Credit/Debit Card/Net-Banking/UPI/Paytm		16 April 2020 (upto 11:50 pm)
Fee Payable by Candidate	General/General-EWS	Rs. 1000/-
	OBC-NCL*	Rs. 500/-
	SC/ST	Rs. 250/-
	PwD	NIL
	Processing charges & Goods and Services Tax (GST) are to be paid by the candidate, as applicable	
Correction in Particulars of Application Form on website only		18 April to 24 April 2020
Downloading of Admit Cards from NTA website		15 May, 2020
Date of Examination		21 June, 2020
Duration of Examination		180 minutes (03 hours)
Timing of Examination		First Shift: 9:30 am to 12:30 pm Second Shift: 02:30 pm to 05:30 pm
Centre, Date and Shift of Joint CSIR-UGC NET Examination		As indicated on Admit Card
Display of Recorded Responses and Answer Keys		To be announced later on website
Website(s)		<a href="http://www.nta.ac.in">www.nta.ac.in</a> , <a href="http://csirnet.nta.nic.in">csirnet.nta.nic.in</a>
Release of Score on NTA website		By 2 <sup>nd</sup> Week of July, 2020

*\*OBC (Other Backward Classes)-NCL (Non Creamy Layer) as per the Central List of Other Backward Classes available on the website of National Commission for Backward Classes. The candidates falling in this list may mention OBC in the Category Column.*

*State list OBC Candidates who are not in OBC-NCL (Central List) must choose General.*

- Candidates can apply for **Joint CSIR-UGC NET June 2020** through “**Online**” mode.
- Submission of Online Application Form may be done by accessing NTA website [csirnet.nta.nic.in](http://csirnet.nta.nic.in). **Application Form in any other mode will not be accepted.**
- Only one application is to be submitted by a candidate.**
- Candidates must follow the instructions strictly as given in the Information Bulletin and on NTA website. Candidates not complying with the instructions shall be summarily disqualified.
- Candidates must ensure that E-mail Address and Mobile Number provided **in the Online Application Form are their own** as all information/ communication will be sent by NTA through e-mail on the **registered e-mail address or SMS on registered Mobile Number only.**

## 7. Instructions for filling Online Application Form:

❖ Download Information Bulletin and Replica of Application Form. Read these carefully to ensure your eligibility.

❖ **Follow the steps given below to Apply Online:**

**Step-1: Apply for Online Registration using unique Email Id and Mobile No.**

**Step-2: Fill in the Online Application Form and note down the system generated Application No.**

**Step-3:** Upload scanned images of (i) Candidate's Photograph (file size: 10 kb - 200 kb), (ii) Candidate's Signature (file size: 4kb - 30kb), (iii) Duly verified Result Awaited Attestation Form (file size: 50KB to 500KB), (iv) Category Certificate (SC/ST/OBC/EWS etc.) (file size: 50KB to 300KB), (v) PwD Certificate (file size: 50KB to 300KB) in JPG/JPEG format.

**Step-4:** Pay fee using **SBI/ICICI/Paytm Payment Gateway** through **Debit Card/Credit Card/Net Banking/UPI/Paytm** and keep proof of fee paid. In case the Confirmation Page is not generated after payment of fee then the transaction is cancelled, and amount will be refunded to the candidate's account. However, the candidate has to make another transaction, in case the Confirmation Page is not generated.

❖ Download, save and print copies of Confirmation Page after successful remittance of fee and keep copies safely for future reference.

❖ **All the 4 Steps can be done together or at separate times.**

❖ **PwD candidates are exempted from payment of fee.**

8. Candidates are advised to visit the NTA website and check their e-mails regularly for latest updates.

9. Candidate shall appear at their own cost at the Examination Centre on Date and Shift indicated on their Admit Card issued by the NTA.

10. Any request to change the Examination Centre, Date, Shift and NET Subject provided on the Admit Card shall not be considered under any circumstances.

### Note:

1. *The final submission of Online Application Form will remain incomplete if Step-3 and step-4 are not complete. Such forms will stand rejected and no correspondence on this account will be entertained.*
2. *No request for refund of fee once remitted by the candidate will be entertained by NTA under any circumstances.*
3. *The entire application process of **Joint CSIR-UGC NET June 2020** is online, including uploading of scanned images, Payment of Fees, and Printing of Confirmation Page. **Therefore, candidates are not required to send/submit any document(s) including Confirmation Page to NTA through Post/ Fax/ by Hand/E-mail.***

**Candidates are NOT allowed to carry Instruments, Geometry or Pencil box, Handbag, Purse, any kind of Paper/ Stationery/ Textual material (printed or written material), Eatables and Water (loose or packed), Mobile Phone/ Ear Phone/ Microphone/ Pager, Calculator, DocuPen, Slide Rules, Log Tables, Camera, Tape Recorder, Electronic Watches with facilities of calculator, any metallic item or electronic gadgets/ devices in the Examination Hall/Room.**

**Diabetic students are allowed to carry eatables like sugar tablets/fruits (like banana/apple/ orange) and transparent water bottle to the Examination Hall. However, they will not be allowed to carry packed foods like chocolates/candy/sandwich etc.**

**DISCLAIMER**

1. Candidates are advised to read the Information Bulletin carefully and go through the instructions regarding filling of Online Application Form given on Joint CSIR-UGC NET June 2020 website [www.nta.ac.in](http://www.nta.ac.in), [csirnet.nta.nic.in](http://csirnet.nta.nic.in) before starting online registration.
2. Candidate should ensure that all information entered during the online registration process is correct.
3. Online information provided by candidates like name of candidate, contact/ address details, category, PwD status, educational qualification details, date of birth, etc will be treated as correct/final. Any request for changes in information after the closure of correction period will not be considered by NTA under any circumstances.
4. NTA disclaims any liability that may arise due to a candidate'(s) incorrect information provided by the candidate during application process.
5. NTA does not edit /modify/alter any information entered by the candidates after completion of application process under any circumstances. Any request for change in information thereafter will not be entertained. Therefore, candidates are advised to exercise utmost caution for filling up correct details in the Application Form.

**Usage of Data and Information:**

NTA can use the data provided by the End User (test taker in this case) for internal purpose(s) including training, research and development, analysis and other permissible purpose(s).

## INDEX

Sl. No.	Particulars	Page No.
1.	Introduction 1.1 About National Testing Agency (NTA) 1.2 About Council of Scientific and Industrial Research (CSIR) 1.3 Junior Research Fellowship Stipend	1
2.	Joint CSIR- UGC NET Examination, June 2020 2.1 Option to be exercised by candidate 2.2 Mode of Examination 2.3 Pattern of Examination 2.4 Examination Centres -Cities 2.5 Subjects of the Test 2.6 Syllabus of the Test 2.7 Important Timing of Examination	2-6
3.	Eligibility Criteria: 3.1 Essential Educational Qualification 3.2 Upper Age limit	7
4.	Schedule for Submission of Application Form	8-9
5.	Fee Concession	9
6.	Provision for Person with Disability (PwD)	9-10
7.	How to Apply Online (Application Procedure) 7.1 Ready Reckoner 7.2 Instructions for filling Online Application Form 7.3 Check List for filling the Online Application Form 7.4 Important Points to Note 7.5 Provision of Aadhaar	10-16
8.	e-Admit Card for Joint CSIR-UGC NET June, 2020	16-17
9.	Code of Conduct 9.1 Documents to be brought to the Examination Centre 9.2 Prohibited Materials at the Examination Centre 9.3 Reporting Time and other Important Instructions 9.4 Unfair means 9.5 Rough Work	17-20
10.	Display of Answer Key for Challenges	20
11.	Display of Recorded Responses	21
12.	Procedure and Criteria for declaration of result	21
13.	Re-Evaluation/Re-Checking of result	21
14.	Procedure for appearing in Computer Based Test (CBT)	21
15.	Test Practice Centres (TPCs)	21-22
16.	Correspondence with NTA	22
17.	Query Redressal System (QRS)	22
18.	Common Services Centres/Facilitation Centres	22
19.	NTA Weeding Out Norms	23
20.	Legal Jurisdiction	23

**ANNEXURES**

<b>I.</b>	List of Cities for Centres of Joint CSIR-UGC NET June, 2020	24-28
<b>II.</b>	List of STATES/ UNION TERRITORIES and their Codes	29
<b>III.</b>	List of Joint CSIR-UGC NET Subjects and their Codes	30
<b>IV.</b>	Charges & Goods and Service Taxes (GST) and Procedure for Payment of Fee	31-33
<b>V.</b>	Common Service Centres/Facilitation Centres	33
<b>VI.</b>	Replica of Application Form	34-43
<b>VII.</b>	Computer Based Test (CBT)	44-49
<b>VIII.</b>	NTA: Test Practice Centres (TPCs)	50-53
<b>IX.</b>	Format of OBC Certificate	54-55
<b>X.</b>	Format of Caste Certificate	56-57
<b>XI.</b>	Format of the Certificate for Persons With Disability (PwD)	58
<b>XII.</b>	Certificate regarding physical limitation in an examinee to write	59
<b>XIII.</b>	Letter of Undertaking for using Own Scribe	60
<b>XIV.</b>	ATTESTATION FORM (For 'Result Awaited' Candidates only)	61
<b>XV.</b>	Income & Assets Certificate to be produced by Economically Weaker Sections	62
<b>XVI.</b>	Self Declaration of Minority Community	63
<b>XVII.</b>	Affidavit for Single Girl Child	64
<b>XVIII.</b>	Normalization procedure based on PERCENTILE SCORE	65-69



## NATIONAL TESTING AGENCY

### **Vision**

The right candidates joining best institutions will give India her demographic dividend.

### **Mission**

To improve equity and quality in education by administering research based valid, reliable, efficient, transparent, fair and international level assessments. The best subject matter experts, psychometricians and IT delivery and security professionals will ensure that the current gaps in existing assessment systems are properly identified and bridged.

### **Core Values**

NTA will create a system which will promote teaching (by teachers), learning (by students) and assessment (by parents and institutions). NTA strongly believes in quality, efficiency, effectiveness, equity and security of assessments. To practice these values, NTA will constantly engage with its stakeholders, viz. students, parents, teachers, experts and partner institutions.

## INFORMATION BULLETIN

**Joint Council of Scientific and Industrial Research-University  
Grant Commission  
National Eligibility Test (CSIR-UGC NET)  
JUNE 2020**

### 1. Introduction

#### 1.1 About National Testing Agency (NTA)

The Ministry of Human Resource Development (MHRD), Government of India (GOI), has established **National Testing Agency (NTA)** as an independent, autonomous and self-sustained premier organization under the Societies Registration Act, 1860, registered as a self-reliant and self-sustained premier testing organization.

*Some of the objectives, inter alia, include:*

- (i) *To conduct efficient, transparent and international standard tests in order to assess the competency of candidates for admission.*
- (ii) *To undertake research on educational, professional and testing system to identify gaps in the knowledge systems and take steps for bridging them.*
- (iii) *To produce and disseminate information and research on education and professional development standards.*

#### 1.2 About Joint CSIR-UGC Fellowship

The Council of Scientific and Industrial Research (CSIR) has entrusted the responsibility of conducting Joint CSIR-UGC NET in CBT mode to NTA. Joint CSIR-UGC NET is a test being conducted to determine the eligibility of Indian nationals **'for Junior Research Fellowship (JRF) and for Lectureship (LS) /Assistant Professor'** in Indian universities and colleges subject to fulfilling the eligibility criteria laid down by UGC. Online applications for JRF/NET are invited twice a year on all India basis through Press Notification of Joint CSIR-UGC NET for JRF and LS/AP

CSIR and UGC provide Research Fellowships for training in methods of research under expert guidance of faculty members/scientists working in University Department/ National Laboratories and Institutions in various fields of Science. Joint CSIR-UGC NET Fellowships are tenable in Universities/IITs/Post Graduate Colleges/Govt. Research Establishments including those of the CSIR, Research & Development establishments of recognized public or private sector industrial firms and other recognized institutions. Only bonafide Indian Citizens are eligible for the test. Joint CSIR-UGC NET Fellowship is tenable in India. The programme is aimed at National Science & Technology Human Resource Development.

A large number of JRFs are awarded each year by CSIR to candidates holding BS-4 years program/ BE/B.Tech./B. Pharma/MBBS/ Integrated BS-MS/M.Sc. or Equivalent degree/B.Sc. (Hons) or equivalent degree holders or students enrolled



in integrated MS-Ph.D. program with **at least 55%** marks for General/General-EWS & OBC (**50% for SC/ST candidates and Persons with Disability**) after qualifying the Test conducted by CSIR twice a year in June and December.

This Test also determines the eligibility of candidates for Lectureship/Assistant Professor in Indian University/Colleges. Those who qualify for JRF are eligible for Lectureship/Assistant Professor also, subject to fulfilling the eligibility criteria laid down by UGC. Some aspirants are declared successful in eligibility for Lectureship/Assistant Professor only based on their performance in the test.

The award of Joint CSIR-UGC NET Fellowship is for a fixed tenure and does not imply any assurance or guarantee for subsequent employment by CSIR-UGC NET to the beneficiary.

### **1.3 Junior Research Fellowship Stipend**

The stipend of a JRF selected through CSIR- National Eligibility Test (NET) will be Rs.31,000/- p.m for the first two years. In addition, annual contingent grant of Rs.20,000/- per Fellow will be provided to the University / Institution. The Fellowship will be governed by terms and conditions of CSIR, UGC or Research Scheme, as applicable.

On Completion of two years as JRF and if the Fellow is registered for Ph.D, the Fellowship will be upgraded to SRF (NET) and the stipend will be increased to Rs.35,000/- p.m for the 3rd and subsequent years, on the basis of assessment of Fellows' research progress/ achievements through interview by an Expert Committee consisting of the Guide, Head of the Department and External Member from outside the University/ Institution who is an expert in the relevant field, not below the rank of Professor/ Associate Professor. As far as possible, the External Member should be the chairman of three members Committee. Where the guide happens to be the Head of the Department, the Dean, Faculty of Science or any senior member of the Department may be associated as the third member of the Committee. In the event of the Committee not recommending up-gradation or the fellow has not registered for Ph.D, the candidate will continue as JRF with a stipend of Rs.31,000/- p.m. for the 3rd year or his/her fellowship may be terminated depending upon the recommendation of the Committee and the decision of CSIR in this regard shall be final. The progress of research work of JRF will be assessed by duly constituted three member assessment committee again at the end of 3rd year for such up-gradation.

The number of fellowship for each subject is limited.

## **2. Joint CSIR-UGC NET Examination, June 2020**

Joint CSIR-UGC NET Examination would be conducted by NTA on **Sunday, 21 June 2020** for determining the eligibility of Indian Nationals for the award of Junior Research Fellowships (JRF) and for determining eligibility for Lectureship (LS)/Assistant Professor in certain subject areas falling under the faculty of Science & Technology. Joint CSIR-UGC NET June, 2020 shall be conducted by NTA on **21 June, 2020** in the enlisted subjects (**Annexure- III**) based on syllabus (available at [www.csirhrdq.res.in](http://www.csirhrdq.res.in) ), at selected Cities of Examination centres spread across the country given at **Annexure- I**.

## 2.1 Option to be exercised by candidate:

A candidate may apply either for 'Junior Research Fellowship (JRF)' OR 'Lectureship (LS)/Assistant Professor'. He/she may indicate his/her preference in the Online Application, as the case may be. If a candidate applies for JRF and fulfills the laid down eligibility criteria for Lectureship/Assistant Professor also, such a candidate will be considered for both JRF & LS/Assistant Professor. Option/preference given by the candidate in his/her application form is final and request for change will not be entertained at any later stage. The total number of candidates who will qualify depends on the number of fellowships available and performance in the test, subject to the condition that they fulfill the laid down eligibility criteria. If a candidate is found to be over-age for JRF (NET), he/she will be automatically considered for Lectureship/Assistant Professor (NET) only. Candidates with M.Sc. qualification OR under M.Sc. Result Awaited (RA) category shall be eligible for Lectureship (LS)/Assistant Professor subject to fulfilling the eligibility criteria as laid down by the UGC

## 2.2 Mode of Examination:

The Examination shall be conducted as Computer Based Test (CBT) only.

## 2.3 Pattern of Examination:

The Test will consist of **three parts**. All the parts will consist of objective type, multiple choice questions. **There will be no break between papers**. The subject-wise scheme of examination is as per details below:

CHEMICAL SCIENCES	PART A	PART B	PART C	TOTAL
<b>Total questions</b>	20	40	60	120
<b>Max No of Questions to attempt</b>	15	35	25	75
<b>Marks for each correct answer</b>	2	2	4	200
<b>Marks for each incorrect answer (Negative marking for part A, B &amp; C is @ 25%)</b>	0.5	0.5	1	-
<b>EARTH, ATMOSPHERIC, OCEAN AND PLANETARY SCIENCES</b>				
	PART A	PART B	PART C	TOTAL
<b>Total questions</b>	20	50	80	150
<b>Max No of Questions to attempt</b>	15	35	25	75
<b>Marks for each correct answer</b>	2	2	4	200
<b>Marks for each incorrect answer (Negative marking for part A &amp; B is @ 25% and part C is @ 33%)</b>	0.5	0.5	1.32	-
<b>LIFE SCIENCES</b>				
	PART A	PART B	PART C	TOTAL
<b>Total questions</b>	20	50	75	145
<b>Max No of Questions to attempt</b>	15	35	25	75

<b>Marks for each correct answer</b>	2	2	4	200
<b>Marks for each incorrect answer (Negative marking for part A, B &amp; C is @ 25%)</b>	0.5	0.5	1	-
<b>MATHEMATICAL SCIENCES</b>	PART A	PART B	PART C	TOTAL
<b>Total questions</b>	20	40	60	120
<b>Max No of Questions to attempt</b>	15	25	20	60
<b>Marks for each correct answer</b>	2	3	4.75	200
<b>Marks for each incorrect answer (Negative marking in Part A &amp; B is @ 25%; no negative marking in Part C)</b>	0.5	0.75	0	-
<b>PHYSICAL SCIENCES</b>	PART A	PART B	PART C	TOTAL
<b>Total questions</b>	20	25	30	75
<b>Max No of Questions to attempt</b>	15	20	20	55
<b>Marks for each correct answer</b>	2	3.5	5	200
<b>Marks for each incorrect answer (Negative marking for part A, B &amp; C is @ 25%)</b>	0.5	0.875	1.25	-

**Chemical Sciences:** The candidate is required to answer a maximum of 15, 35 and 25 questions from Part-A, Part-B and Part-C respectively. If more than required number of questions are answered, only first 15, 35 and 25 questions in Part A, Part B and Part C respectively will be taken up for evaluation. Below each question in Part A, Part B and Part C, four alternatives or responses are given. Only one of these alternatives is the "correct" option to the question. The candidate has to find, for each question, the correct or the best answer.

**Earth Sciences:** The candidate is required to answer a maximum of 15, 35 and 25 questions from Part-A, Part-B and Part-C respectively. If more than required number of questions are answered, only first 15, 35 and 25 questions in Part A, Part B and Part C respectively will be taken up for evaluation. Below each question in Part A, Part B and Part C, four alternatives or responses are given. Only one of these alternatives is the "correct" option to the question. The candidate has to find, for each question, the correct or the best answer.

**Life Sciences:** The candidate is required to answer a maximum of 15, 35 and 25 questions from Part-A, Part-B and Part-C respectively. If more than required number of questions are answered, only first 15, 35 and 25 questions in Part A, Part B and Part C respectively will be taken up for evaluation. Below each question in Part A, Part B and Part C, four alternatives or responses are given. Only one of these alternatives is the "correct" option to the question. The candidate has to find, for each question, the correct or the best answer.

**Mathematical Sciences:** The candidate is required to answer a maximum of 15, 25 and 20 questions from Part-A, Part-B and Part-C respectively. If more than required number of questions are answered, only first 15, 25 and 20 questions in Part A, Part B and Part C respectively will be taken up for evaluation. Below each question in

Part A, Part B, four alternatives or responses are given. Only one of these alternatives is the "correct" option to the question. **The candidate has to find, for each question, the correct or the best answer. In Part C each question may have "ONE" or "MORE" correct options. Credit in a question shall be given only on identification of "ALL" the correct options in Part C.**

**Physical Sciences:** The candidate is required to answer a maximum of 15, 20 and 20 questions from Part-A, Part-B and Part-C respectively. If more than required number of questions are answered, only first 15, 20 and 20 questions in Part A, Part B and Part C respectively will be taken up for evaluation. Below each question in Part A, Part B and Part C, four alternatives or responses are given. Only one of these alternatives is the "correct" option to the question. The candidate has to find, for each question, the correct or the best answer.

**Part 'A' shall be common to all subjects. This part shall contain questions pertaining to General Aptitude with emphasis on logical reasoning, graphical analysis, analytical and numerical ability, quantitative comparison, series formation, puzzles etc.**

**Part 'B' shall contain subject-related conventional Multiple Choice questions (MCQs), generally covering the topics given in the syllabus.**

**Part 'C' shall contain higher order questions that may test the candidate's knowledge of scientific concepts and/or application of the scientific concepts. The questions shall be of analytical nature where a candidate is expected to apply scientific knowledge to arrive at the solution to the given scientific problem.**

- The test will be in Hindi and English version. Candidates opting for Hindi medium in the Application Form will be given bilingual paper, but candidates opting for English medium will be given only English version. Candidates are required to answer in the medium as per option exercised in the Application Form. In case of any ambiguity between Hindi and English version due to translation, English version would be treated as final.*

## 2.4 Examination Centres -Cities:

The City of Examination Centres where the test shall be conducted are given at **Annexure-I. It is mandatory for candidates to select four cities of their choice while filling Online Application Form of Joint CSIR-UGC NET June 2020.** Effort will be made to allot Centre of examination to the candidates in order of the City choice opted by them in their Application Form. However, due to administrative reasons, a different city of nearby area may be allotted.

## 2.5 Subjects of the Test:

The Test will be held in the subjects mentioned below:

Subject Code	Subjects of the Test
701	Chemical Sciences

<b>702</b>	Earth, Atmospheric, Ocean and Planetary Sciences
<b>703</b>	Life Sciences
<b>704</b>	Mathematical Sciences
<b>705</b>	Physical Sciences

## 2.6 Syllabus of the Test:

Syllabus & Scheme of Examination of the MCQ Paper may be seen at CSIR HRDG website: [www.csirhrdg.res.in](http://www.csirhrdg.res.in).

**Note:** National Testing Agency will not provide the copy of syllabus to individual candidates.

## 2.7 Important Timing of Examination:

Date of Examination (Exact shift of examination will be made available on the NTA website)	21 June, 2020	
	First Shift	Second Shift
Timing of Examination	09:30 am- 12:30 pm	02:30 pm- 5:30 pm
Duration of Examination	03 hours without break	
Entry into the Examination Centre*	7:30 am- 8:30 am	12:30 pm -1:30 pm
Entry in the Examination Hall/Room	8:45 am- 9:00 am	1:45 pm- 2:00 pm
Checking of Admit Cards by the invigilator	9:00 am- 9:15 am	2:00 pm - 2:15 pm
Sitting on the seat in the Examination Hall	9:15 am	2:15 pm
Instructions by the invigilators	9:15 am -9:25 am	2:15 pm- 2:25 pm
Test Commences	9:30 am	2:30 pm
Test Concludes	12:30 pm	5:30 pm

**\*Candidates are advised to report at the Examination Centre, at least 2 hours before the commencement of the examination. Candidates will not be permitted to enter into the Examination Centre after 8.30 am in first Shift and 01.30 pm in second shift. Also, the candidates will not be permitted to leave the examination hall before the expiry of 3 hrs. from the start of the exam.**

*In case any candidate furnishes false information, appears in Computer Based Examination, the candidature is liable to be cancelled and the result will not be declared in such a case.*

**Note:**

- 1. Candidate shall appear at their own cost at the Centre on Date, Shift and in Subject as indicated in their Admit Card issued by the NTA.**
- 2. Any request to change the Examination Centre, Date, Shift and NET Subject provided on the Admit Card shall not be considered under any circumstances.**

### **3. Eligibility Criteria:**

#### **3.1 Essential Educational Qualifications:**

**M.Sc. or equivalent degree/ Integrated BS-MS/BS-4 years/BE/B. Tech/B. Pharma/MBBS with at least 55% marks for General (UR)/General-EWS and OBC candidates and 50% for SC/ST, Persons with Disability (PwD) candidates.**

Candidates enrolled for M.Sc or having completed 10+2+3 years of the above qualifying examination as on the closing date of online submission of Application Form, are also eligible to apply under the Result Awaited (RA) category on the condition that they complete the qualifying degree with requisite percentage of marks within the validity period of two years to avail the fellowship.

Such candidates will have to submit the attestation form duly certified by the Head of the Department/Institute from where the candidate is appearing or has appeared.

B.Sc (Hons) or equivalent degree holders or students enrolled in Integrated MS-PhD program with **at least 55%** marks for General (UR)/General-EWS and OBC candidates; **50% marks** for SC/ST, Persons with Disability (PwD) candidates are also eligible to apply. Candidates with Bachelor's degree will be eligible for CSIR fellowship only after getting registered/enrolled for Ph.D/Integrated Ph.D program within the validity period of two years. Candidates possessing only Bachelor's degree are eligible to apply only for Junior Research Fellowship (JRF) and not for Lectureship (LS)/ Associate Professor.

*Specification of degrees (whether Bachelor's or Master's) as notified by UGC in its Gazette Notification No. F. 5-1/2013 (CPP-II) dated 5th July, 2014 and as amended from time to time, shall apply.*

The eligibility for lectureship/ Assistant Professor of NET qualified candidates will be subject to fulfilling the criteria laid down by UGC. Ph.D degree holders who have passed Master's degree prior to 19th September, 1991 **with at least 50% marks** are eligible to apply for Lectureship/ Assistant Professor only.

#### **3.2 Upper Age limit:**

**(a) JRF:** Maximum 28 years as on 01.01.2020 {upper age limit may be relaxable up to 5 years in case of SC/ST/Persons with Disability(PwD)/ female applicants and 03 years in case of OBC (Non Creamy Layer) applicants}.

**(b) Lectureship (LS)/ Assistant Professor:** No upper age limit.



#### 4. Schedule for Submission of Application Form:

Online Submission of Application Form		16 March – 15 April 2020 (upto 11:50 pm)
Last date of successful transaction of fee through Credit/Debit Card/Net-Banking/UPI/Paytm		16 April 2020 (upto 11:50 pm)
Fee	General/General-EWS	Rs. 1000/-
Payable by	OBC-NCL*	Rs. 500/-
Candidate	SC/ST	Rs. 250/-
	PwD	NIL
Processing charges & Goods and Services Tax (GST) are to be paid by the candidate, as applicable		
Correction in Particulars of Application Form on website only		18 April to 24 April 2020
Downloading of Admit Cards from NTA website		15 May, 2020
Date of Examination		21 June, 2020
Duration of Examination		180 minutes (03 hours)
Timing of Examination		First Shift: 9:30 am to 12:30 pm
		Second Shift: 02:30 pm to 05:30 pm
Centre, Date and Shift of Joint CSIR-UGC NET Examination		As indicated on Admit Card
Display of Recorded Responses and Answer Keys		To be announced later on website
Website(s)		<a href="http://www.nta.ac.in">www.nta.ac.in</a> , <a href="http://csirnet.nta.nic.in">csirnet.nta.nic.in</a>
Release of Score on NTA website		By 2 <sup>nd</sup> Week of July, 2020

- (i) Details of how to remit fee are given at **Annexure- IV**.
- (ii) After completing Step-2 and Step-3 of Online Application Form, candidates may remit the examination fee (Step-4).
- (iii) Print the Confirmation Page of Online Application Form after completion of Step-4 of fee payment.
- (iv) **Candidates must keep with them as proof of remittance of fee - transaction slip in case of payment through Debit/Credit Card and Net Banking/Paytm.**
- (v) No fee will be accepted by NTA in any other mode i.e. Demand Draft /Cheque/Cash/ IPO/Money Order etc.
- (vi) **Without completing Step-3 of Online Application Form and further payment of fee details as per Step-4, final submission of Online Application Form will remain incomplete and unsuccessful. Such an Online Application Form would stand rejected and no correspondence on this account will be entertained.**

*(vii) No request for refund of fee once remitted by the candidate will be entertained by NTA under any circumstances.*

*(viii) The entire application process of **Joint CSIR-UGC NET June, 2020** is online, including uploading of scanned images/signatures/documents, Payment of Fees, and Printing of Confirmation Page. **Therefore, candidates are NOT REQUIRED TO SEND/SUBMIT any document(s) including Confirmation Page to NTA through Post/ Fax/ By Hand/E-mail.***

## **5. Fee Concession**

Candidates may be asked to upload a self-attested copy of his/her category certificate as proof of his/her claim when instructed. Claims/requests for any concession/relaxation in fee, age and/or educational qualification not accompanied by a self-attested copy of a valid SC/ST/OBC (NCL) /PwD (40% or more disability) certificate from a competent authority and in prescribed format, will be summarily rejected. OBC candidates, who are not covered under the provision of Non Creamy Layer (NCL) as per the provisions of Govt. of India shall not be eligible to get the benefit of relaxation in age, fee concession etc.

Candidate must note that for availing OBC category benefit, CSIR follows only Central Govt. list and not the State Govt. lists. Similarly, candidate applying under PwD category may note that Govt. of India rules will be applicable in this regard, otherwise they shall not be eligible for any concession.

## **6. Provision for Persons with Disability (PwD) having 40% or more Disability**

(i) Candidates with disabilities having 40% or more disability in upper limbs, visual impairment, low vision, cerebral palsy who have physical limitation to write with speed, will be provided the services of a scribe if they indicate requirement in their online application.

(ii) Candidates with benchmark disabilities in the category of blindness, locomotor disability (both arms affected-BA) and cerebral palsy, the facility of scribe shall be provided, if so requested by the candidate in their online application.

(iii) Other category of persons with benchmark disabilities who requested for scribe in their online application will be provided scribe only on production of a certificate in the prescribed proforma (**Annexure- XI**) to the effect that the person has physical limitation to write, and scribe is essential to write examination on his behalf, from the Chief Medical Officer/Civil Surgeon/Medical Superintendent of a Government health care Institution.

(iv) Candidates covered under para (i) and (ii) above will be allowed to meet the scribe a day before the date of examination so as to verify whether the scribe is suitable or not, after getting confirmation from the respective Centre Superintendent.

(v) **The qualification of the scribe to be brought by the candidate should be one step below the qualification of the candidate taking the examination.** The candidate with benchmark disabilities opting for own scribe should submit details of the own scribe in the prescribed proforma (**Annexure - XIII**). The original copy

should be submitted to Centre Superintendent at the exam venue on the day of examination.

(vi) PwD candidates will also be given compensatory time of 60 minutes in addition to the 3 hours duration of the Exam.

## 7. How to apply Online (Application Procedure)

**(Please see Replica of Application Form at Annexure- VI)**

To avoid any kind of inconvenience or last minute rush or unforeseen difficulties, candidates are advised to submit Online Application Form without waiting for the last date. NTA will not be responsible for network problems or any other problem of this nature in submission of online application during the last day.

### 7.1 Ready Reckoner:

Before beginning the process of filling the Online Application Form, read Information Bulletin carefully, keep ready required documents and follow the following instructions:

- ❖ Copy of Board/ University Certificate for Candidate's Name, Mother's Name, Father's Name and Date of Birth
- ❖ Type of Identification – Bank A/c passbook with photograph/ Passport Number/ Ration Card/ Aadhaar Card Number/Voter ID Card Number/ Other Govt ID
- ❖ Qualifying Degree Certificate or last semester marks sheet
- ❖ Your Mailing Address as well as Permanent Address with Pin Code (**Refer Annexure- II for State Code**)
- ❖ **Four cities** for Centres of your choice (**Refer Annexure-I for Codes**)
- ❖ Code of Joint CSIR-UGC NET Subject (**Refer Annexure-III for Code**)
- ❖ Category Certificate, if applicable (**Refer Annexure-IX or X for Format**)
- ❖ Self-Declaration Minority Community Certificate, if applicable (**Refer Annexure-XVI for Format**)
- ❖ Result Awaited Certificate, if applicable (**Refer Annexure-XIV for Format**)
- ❖ Economically Weaker Section (EWS) Certificate, if applicable (**Refer Annexure-XV for Format**)
- ❖ Person with Disability (PwD) Certificate, if applicable (**Refer Annexure-XI for Format**)
- ❖ e-mail address and Mobile Number of candidate
- ❖ Scanned images in **JPG/JPEG format only**

<b>Candidate's Photograph</b>	File size must be between <b>10 kb to 200 kb.</b>
<b>Candidate's Signature in running hand</b>	File size must be between <b>04 kb to 30 kb.</b>

### 7.2 Instructions for filling Online Application Form:

- ❖ Log on to NTA website **csirnet.nta.nic.in** and click on the “**Apply Online**” button under **Joint CSIR-UGC NET June 2020.**

- ❖ Download [Information Bulletin](#) and [Replica of Application Form](#). Read these carefully to ensure your eligibility and acquaint yourself with the requirements for submission of Online Application Form.

**Step-1: Apply for Online Registration using unique Email Id and Mobile No.**

**Step-2: Complete Online Application Form and note down the system generated Application No.**

**Step-3:** Upload scanned images of (i) Candidate's Photograph (file size: 10 kb - 200 kb), (ii) Candidate's Signature (file size: 4kb - 30kb), (iii) Duly verified Result Awaited Attestation Form (file size: 50kb - 500kb), (iv) Category Certificate (SC/ST/OBC/EWS etc.) (file size: 50kb - 300kb), (v) PwD Certificate (file size: 50kb - 300kb) in JPG/JPEG format.

**Step-4:** Make payment of fee through SBI/ ICICI/ Paytm Payment Gateway (Debit/Credit Card or Net Banking/UPI/Paytm) and keep proof of fee paid.

- ❖ Download save and print copy of **Confirmation Page** after successful remittance of fee for your record and future reference
- ❖ For submission of Online Application Form, Steps 1 to 4 must be completed. All Steps are mandatory.
- ❖ The final submission of Online Application Form will remain incomplete if step 2 and step 3 are not followed through. Such Online Application Forms would stand rejected and no correspondence on this account will be entertained.
- ❖ Candidate will get Application Number and One Time Password (OTP) message through e-mail and SMS for submission of Online Application Form. (Future Login will be allowed only with the Application Number and Password, so these must be preserved)
- ❖ Download, save and print four copies of the Confirmation Page for your record and future reference.

### Step I: Registration Page

Fill in the basic information and note down the system generated Application No.

- (i) **Candidate's Name/ Mother's Name/ Father's Name as given in the Secondary School Examination or equivalent Board/ University Certificate in capital letters**
- (ii) **Date of Birth in dd/mm/yyyy format as recorded in Secondary School Examination or equivalent Board/ University certificate.**
- (iii) **Mobile Number and e-mail Address - Candidates must provide own Mobile Number and e-mail address.**

*Note: Only one e-mail address and one Mobile Number are valid for one application*

## Step II: Fill in the complete Application Form

### Fill in the complete Application Form

- 1. The application particulars entered can be edited before final submission of the Application Form.**
- 2. Once finally submitted, particulars in certain specific fields may be changed only during correction window. After that no communication in this regard would be entertained.**
- 3. All the steps for submission of Online Application Form, Uploading of Candidate's photograph, Candidate's signature, Documents (if applicable), Payment of fee and Printing of Confirmation Page can also be done separately.**
- 4. Facility of submission of Online Application Form, uploading of photograph, signatures, payment of fee and printing of the Confirmation Page will be deactivated as per schedule for submission of Application Form. Hence, candidates are required to complete the process within the prescribed schedule.**
- 5. Candidates are not required to send/ submit hard copy of Confirmation page to NTA office. However, the candidates are advised to retain the hard copy of the Confirmation Page, and a proof of fee submitted for future need.**
- 6. Registration will be treated as complete only if the fee has been transacted successfully, else the form will be cancelled.**
- 7. Other Backward Classes (OBC)- Non Creamy Layer as per the central list of Other Backward Classes available on National Commission for Backward Classes (NCBC), Government of India website ([www.ncbc.nic.in](http://www.ncbc.nic.in)). Thus, the candidates falling in this list may mention OBC in the Category Column. State list OBC Candidates who are not in OBC-NCL (Central List) must choose General.**
- 8. Gender- Provide Candidate's gender as recorded in the Type of Identification viz. Bank A/c Number/ Passport Number/ Ration Card/ Other Govt ID.**
- 9. Single Girl Child- This option will be visible only if the candidate has selected the option "Female" in gender column. Single Girl Child in the family without brother or sister may select this option. Twin Daughter/Fraternal Daughter of the family may also select this option. (Annexure- XVII).**
- 10. Minority – The candidate should select any one of the Minority Community viz. Muslim, Christian, Sikh, Buddhist, Jain and Parsi which is notified under minority community as per Section 2 (c) of National Commission for Minorities Act, 1992. The Self Declaration of Minority Community by Candidate for support for Minority Students given at Annexure-XVI.**
- 11. Provide complete postal address with PIN Code (Mailing Address as well as Permanent Address) for further**

**correspondence. PIN code of Correspondence Address should be given in the space provided for this purpose.**

*(Note: The NTA shall not be responsible for any delay/loss in postal transit or for an incorrect Correspondence address given by the Applicant in the Application Form.)*

12. **Choice of Cities for Examination Centres: The candidate should select any four cities of their choice for examination of Joint CSIR-UGC NET June 2020 given at Annexure-I.**
13. **Joint CSIR-UGC NET Subject: The candidate should select the CSIR-UGC NET subject to appear from the list of Joint CSIR-UGC NET June 2020 Subjects given at Annexure-III.**
14. *Under no circumstances the choice of cities for Centre and NET subject filled in the Application Form shall be changed by the NTA.*

### Step III: Uploading of scanned images

- (i) Candidate's Photograph: to be uploaded
  - **The photograph must be taken on or after 01.03.2020 preferably indicating clearly the name of candidate along with the date of taking the photograph. Photograph should not be with cap or goggles.**
  - **Spectacles are allowed only if being used regularly.**
  - Polaroid and Computer generated photos are not acceptable.
  - Applications not complying with these instructions or with unclear photographs are liable to be rejected.
  - Application without photograph shall be rejected.
  - The photograph need not be attested. Candidates are advised to take 6 to 8 passport size coloured photographs with white background.
  - Candidates may please note that if it is found that photograph uploaded is fabricated i.e. de-shaped or seems to be hand-made or computer made, the form of the candidate will be rejected and the same would be considered as using Unfair means and the candidate would be dealt with accordingly.

*Note: Same Passport size photograph is to be used for uploading with Online Application Form and for pasting on Attendance Sheet at the Examination Centre.*

The candidate should scan his/her passport size photograph for uploading. **File size must be between 10 kb to 200 kb.**

- (ii) Candidate's Signature: to be uploaded
  - The candidate should put his full signature in running hand writing on white paper with Black Ink pen and scan for uploading.
  - File size must be between 4 kb to 30 kb.



- **Writing full name in the Box in Capital letters would not be accepted as signature and the Application Form would be rejected.**
- **Further, unsigned Online Application Forms will also be rejected.**

*Note: Candidate must ensure that the uploaded images are clear and focused on the face.*

- (iii) Result Awaited Attestation Form: to be uploaded (if applicable)
  - File size must be between 50 kb to 500 kb.
- (iv) Category Certificate: to be uploaded (if applicable)
  - File size must be between 50 kb to 300 kb.
- (v) PwD Certificate: to be uploaded (if applicable)
  - File size must be between 10 kb to 300 kb.

#### **Step IV: Payment of Fee and Status of receipt of Online Application Form with Fee:**

The final Confirmation of payment of Fee and the receipt of online transaction will be displayed in the Confirmation Page of Joint CSIR-UGC NET June 2020. The candidature of the candidate, whose fees has not been received upto the prescribed last date (i.e. 16 April 2020), will not be considered for the examination.

In case the candidate has paid the fee but is still not able to download the Confirmation Page, the candidate should approach the Help Line between 10.00 am to 5.00 pm from 18 April 2020 to 01 May 2020 with the following documents for correction and considering his/her candidature for the examination.

- (i) Proof of fee paid (Photocopy of transaction slip of fees paid through Debit/Credit Card and Net Banking/Paytm). **In case, the fee has not been remitted within the prescribed last date, the application would be treated as incomplete/unsuccessful and it shall not be considered.**
- (ii) No request regarding non-receipt of Application Fee would be entertained by the NTA after 16 April 2020.
- (iii) Candidates are advised to keep visiting the NTA website regularly for latest updates.  
Candidates should check their mailbox for the given email ids and SMS in their registered Mobile Number for latest updates and information.

### **7.3 Check List for filling the Online Application Form:**

The candidates are advised to ensure the following points before submitting the Online Application Forms:

- (i) Whether they fulfill the eligibility conditions for the Test as prescribed under the heading '**Conditions of Eligibility**' and '**Age Limit**'.
- (ii) That they have selected their **category** viz General/General-EWS/OBC (Non-Creamy Layer)/SC/ST/PwD/ Transgender and Minority option, in the relevant column correctly.
- (iii) That they have filled their **Subject and City of examination and code** in the relevant column correctly.
- (iv) That the Person with Disability (PwD) candidate has filled the relevant column in the Online Application Form. Only PwD candidates have to fill this column and the others have to leave it blank.
- (v) Whether they have kept a Printout of Application Form (Confirmation Page) for their own record.

#### 7.4 Important Points to Note:

- (i) The candidates, before submitting the Online Application Form, shall ensure their eligibility to appear in the test.
- (ii) The Candidates should fill their complete postal address with PIN Code for further correspondence. **The NTA shall not be held responsible for any loss due to incorrect address given by the applicant in the Online Application Form.**
- (iii) The Candidate must ensure that e-mail address and Mobile Number provided **in the Online Application Form are their own (which cannot be changed later)** as communication may be sent by NTA through **e-mail or SMS**.
- (iv) The Candidate should not give the postal address, Mobile Number or e-mail ID of Coaching Centre in the Online Application Form. In order to appear in Joint CSIR-UGC NET June, 2020, the candidates are required to apply '**online**'. **The Application Form other than online mode shall not be accepted. No change will be accepted through offline mode i.e. through fax/application including e-mail etc.**
- (v) Online submission of application may be done by **accessing the NTA official website: [csirnet.nta.nic.in](http://csirnet.nta.nic.in).**
- (vi) **Online Application Form cannot be withdrawn once it is submitted successfully.**
- (vii) Application Form of candidates who do not fulfil the eligibility criteria shall be rejected.
- (viii) A candidate is allowed to submit only one Application Form. If a candidate submits more than one Application Form, the candidature is likely to be cancelled.
- (ix) **Request for change in any particular in the Application Form shall not be entertained under any circumstances.**

**Note:** However, a chance may be given to the candidates to correct/modify/edit some of the particular(s) of the application form online only, between 18 April to 24 April 2020.

- (x) The Centres (Cities) indicated for the entrance examination by a candidate is only an option. The actual Centre and shift shall be allotted by NTA and it shall be final. No correspondence in this regard shall be entertained. **It is mandatory for candidates to fill all four choices as options.**
- (xi) In case a candidate is found providing incorrect information or the identity is proved to be false at any time in the future, the candidate shall face penal action as per the law.
- (xii) The Candidates are not required to send/ submit the confirmation page of Online Application Form to the NTA. However he/she is advised to retain the following documents with them as reference for future correspondence:
  - ❖ **Print Out** of the Confirmation Page of Online Application Form.
  - ❖ Proof of fee paid
  - ❖ Photographs (**same as uploaded on the Online Application Form**) –6 to 8 passport size photographs need to be kept aside.
  - ❖ **The name on the valid photo identification card must match with the name as shown on the Admit Card. If the name has been changed due to events such as marriage, candidate must show the relevant document at the time of exam. Marriage Certificate/Divorce/Decree/Legal Name Change Document/Gazette Notification.**
- (xiii) In case of any technical issue or due to a natural disaster, if an exam in a particular shift/subject has to be rescheduled, NTA may follow the process of normalization of the two test forms as per policy (**Annexure- XVIII**).
- (xiv) Provision of Reservation for candidates belonging to EWS/OBC/SC/ST/PwD will be as per Govt instructions issued from time to time.

#### 7.5 Provision of Aadhaar:

The Aadhaar number is only one of the types of identification and is not mandatory. Candidates may also enter Passport number, Ration Card number, Bank Account number, Voter ID Card or any other valid Government identity number with photograph.

### 8. e-Admit Card for Joint CSIR-UGC NET June, 2020

The e-Admit Card is issued provisionally to the candidates, subject to the fulfilment of the eligibility conditions.

The candidate has to download the Admit Card from the NTA website w.e.f **15 May 2020** onwards and appear for the Examination at the given Centre on Date and Shift (Timing) as indicated in their e-Admit Card.

**No candidate will be allowed to appear at the examination centre, on Date and Timings other than that allotted to them in their Admit card.**

In case candidates are unable to download Admit Cards from the website, the candidate should approach the Help Line between 10.00 am to 5.00 pm from 15 May 2020 to 10 June 2020.

**The candidates are advised to read the instructions on the Admit Card carefully and follow them during the conduct of the examination.**

In case of any discrepancy in the particulars of the candidate or his/her photograph and signatures shown in the e-Admit Card and Confirmation Page, the candidate may immediately **approach the Help Line between 10.00 am to 5.00 pm between 15 May 2020 to 10 June 2020. In such cases, candidates would appear in the examination with the already downloaded Admit Card. However, NTA will take necessary action to make correction in the record later.**

**Note:**

- a. Candidate may please note that Admit Cards will not be sent by post.
- b. In no case, the duplicate Admit Card for Joint CSIR-UGC NET June 2020 would be issued at the Examination Centres.
- c. Candidate must not mutilate the Admit Card or change any entry made therein.
- d. Candidates are advised to preserve their Admit Cards in good condition for future reference.
- e. No Admit Card shall be issued to the candidates whose Applications are found to be incomplete for any reasons (including indistinct/ doubtful photographs/unsigned Applications) or who do not fulfil the eligibility criteria for the examination.
- f. Issue of Admit Cards, however, shall not necessarily mean acceptance of eligibility which shall be further scrutinized at subsequent stages of admission process.

## **9 Code of Conduct:**

**(Candidates are advised to go through instructions printed on Admit Card carefully before going for the Examination)**

### **9.1 Documents to be brought to the Examination Centre**

- ❖ Candidates must bring the following documents to the Test Centre.
- ❖ Print copy of **Admit Card** downloaded from NTA website.
- ❖ **One passport size photograph** (same as uploaded on the Online Application Form) should be taken along for pasting on the specific space in the Attendance Sheet at Centre during the Examination. Any one of the **authorized Govt. Photo IDs** (must be original, valid and non-expired) – PAN card/ Driving License/ Voter ID/ Passport/ Aadhaar Card (With photograph)/ Aadhaar Enrolment No/ Ration Card). **The name on the photo identification must match with the name as shown on the Admit Card.**

**If the name has been changed due to events such as marriage, candidate must show the relevant document at the time of exam. Marriage Certificate/Divorce/Decree/Legal Name Change Document.**

- ❖ **PwD certificate** issued by the Competent Authority, if claiming the relaxation under PwD category.

## **9.2 Prohibited Materials at the Examination Centre**

- (i) Candidates are not allowed to carry any baggage inside the Examination Centre. NTA will not be responsible for any belongings stolen or lost at the premises.
- (ii) Candidates are not allowed to carry any textual material, Calculators, Docu Pen, Slide Rules, Log Tables and Electronic Watches with facilities of calculator, printed or written material, bits of papers, mobile phone, Blue-tooth devices, pager or any other electronic gadget/ device etc.
- (iii) The candidates are prohibited to bring any kind of electronic gadgets/device in the examination room/hall. If any candidate is found to be in possession of any of the above item, his/her candidature will be treated as cancelled and will also be debarred for future examination(s). The items/material will be seized and the case treated as one of 'unfair means'.
- (iv) No candidate, without the special permission of the Centre Superintendent or the Invigilator concerned, will leave their seat or Examination Room/Hall until the full duration of the paper is over. Candidates must follow the instructions strictly as instructed by the Centre Superintendent/Invigilators. Candidates should not leave the room/hall without handing over their rough sheets to the Invigilator on duty in the Room/Hall.
  - (i) Smoking, chewing gutka, spitting etc. in the Examination Room/Hall is strictly prohibited.
  - (ii) Tea, coffee, cold drinks, snacks or eatables things are not allowed to be taken inside the examination room/hall during examination hours.
  - (iii) Candidates suffering from diabetes are allowed to carry into the examination hall the eatables like sugar tablets / fruits (like banana/apple/orange) and transparent water bottle. However, they will not be allowed to carry packed foods like chocolate/ candy/sandwich etc.
  - (iv) The Candidates, especially those who are carrying the barred items, including the metallic objects such as Kara and Kirpan etc., should report at their respective Examination Centers one and half hour before the gate closing time, for ensuring timely checking/frisking and entry to the Examination Hall.

## **9.3 Reporting Time and other Important Instructions**

- (i) **The candidates shall report at the Examination Centre two hours before the commencement of the examination** so as to complete the frisking and

registration formalities well before time. Registration desk will be closed 30 minutes prior to the examination.

- (ii) Candidates shall not be permitted to enter in the Examination Centre after 8.30 am in First Shift and after 1.30 pm in Second Shift.
- (iii) Candidates are also advised to report at the Examination Hall/Room in the Examination Centre by 8.45 am in the First Shift and by 1.45 pm in the Second Shift.
- (iv) The candidates are advised to read the instructions on the Admit Card carefully and follow them during the conduct of the examination.
- (v) Candidates should take their seat immediately after opening of the Examination Hall. If the candidates do not report in time due to any reason i.e. traffic jam, train/bus delay etc, they are likely to miss some of the general instructions to be announced in the Examination Rooms/Halls. The NTA shall not be responsible for any delay.
- (vi) The candidate must show, on demand, the Admit Card downloaded/printed from the NTA website for admission in the examination room/hall. The Test Centre Staff on duty is authorized to verify the identity of candidates and may take steps to verify and confirm the identity credentials. Candidates are requested to extend their full cooperation. A candidate who does not possess the valid Admit Card shall not be permitted for the examination under any circumstances by the Centre Superintendent.
- (vii) A seat indicating Roll Number will be allotted to each candidate. Candidates should find and sit on their allocated seat only. In case of a candidate who changes room/hall or the seat on his/her own other than the one allotted, candidature shall be cancelled and no plea would be accepted for it.
- (viii) The candidate should ensure that the question paper available on the computer is as per his/her opted NET subject indicated in the Admit Card. In case, the subject of question paper is other than his/her opted subject, the same may be brought to the notice of the Invigilator concerned.
- (ix) Candidate may approach the Centre Superintendent/Invigilator in the room for any technical assistance, first aid emergency or any other information during the course of examination.

For any queries or issues regarding Computer Based Test, the candidates may contact on Helpline Numbers available on Joint CSIR-UGC NET website.

- (x) **For those who are unable to appear on the scheduled date of test for any reason, re-test shall not be held by the NTA under any circumstances.**

#### **9.4 Unfair Means**

The candidates are governed by all Rules and Regulations of the NTA with regard to their conduct in the Examination Hall. All cases of unfair means will be dealt with as per rules.

- (i) If Candidates are found to be in possession of any of the following items, their candidature will be treated as cancelled and the candidate will be



debarred for future examination(s). The items/material will be seized and the case treated as one of 'unfair means'.

Any textual material, Calculators, Docu Pen, Slide Rules, Log Tables and Electronic Watches with facilities of calculator, printed or written material, bits of papers, mobile phone, Blue-tooth devices, pager or any other electronic gadget/device etc.

- (ii) Candidates shall maintain perfect silence and attend to their Question Paper only. Any conversation or gesticulation or disturbance in the Examination Room/Hall shall be deemed as misbehavior.
- (iii) Candidates must not obtain or attempt to obtain or give assistance of any kind during the examination. This will entail expulsion and cancellation of candidature for the examination.
- (iv) If a candidate is found using unfair means or impersonating, his/her candidature shall be cancelled and he/she will be liable to be debarred for taking examination either permanently or for a specified period according to the nature of offence.

### 9.5 Rough Work

All calculations/writing work are to be done only in the rough sheet provided at the Test Centre in the examination Room/Hall and on completion of the test candidates must hand over the rough sheets to the invigilator on duty in the Room/Hall.

## 10 Display of Answer Key for Challenges

The NTA will display Provisional Answer Key of the questions on the NTA website [csirnet.nta.nic.in](http://csirnet.nta.nic.in) to provide an opportunity to the candidates to challenge the Provisional Answer Key. The Answer Keys are likely to be displayed for two to three days.

The Candidates will be given an opportunity to make a challenge online against the Provisional Answer Key on payment of Rs. 1000/- per question challenged as processing charges.

**The NTA decision on the challenges shall be final and the result will be declared on the basis of final answer keys.**

**Note:**

- Negative marking for wrong answers, wherever required, shall be applicable as per subject wise scheme of Exam.
- If a question for any reason is found to be wrong, the benefit of marks will be given to only those candidates who attempted the question. On examining the challenges by the subject experts, if it is found that along with the original answer key one more option(s) is correct, then marks will be awarded to all those candidates who have attempted any one of the correct options.

- No grievances/representation with regard to Answer Key(s) after declaration of result will be entertained.
- Key Challenge procedure- Only paid challenges made during stipulated time through key challenge link will be considered. Challenges without justification/evidence and those filed on any other medium other than the prescribed link will not be considered.

## 11 Display of Recorded Responses

The NTA will display the recorded responses and Question Paper attempted by the candidates on the NTA website [csirnet.nta.nic.in](http://csirnet.nta.nic.in) prior to declaration of result. The recorded responses are likely to be displayed for two to three days.

## 12 Procedure and Criteria for declaration of result

Two separate merit lists, one comprising of the candidates qualifying for the award of Junior Research Fellowship (JRF-NET) and the second, of those candidates qualifying the Eligibility Test for Lectureship (LS-NET)/Assistant Professor, will be made on the basis of their performance in the above Test. **Candidates qualifying for JRF (NET), will also be eligible for Lectureship/ Assistant Professor (NET) subject to fulfilling the eligibility criteria laid down by UGC. The candidates qualifying for Lectureship/Assistant Professor will be eligible to be considered for recruitment as Lecturers as well as for Junior Research Fellowship in a Scheme/Project, if otherwise suitable.** However, they will not be eligible for Regular JRF-NET Fellowship. Candidates qualifying for the award of JRF (NET) will receive fellowship from CSIR as per their assignment or from the Schemes with which they may find association. The candidates declared eligible for Junior Research Fellowship under CSIR Scheme will be governed by CSIR Rules/Regulations in this regard.

## 13 Re-Evaluation/Re-Checking of result

There shall be no re-evaluation/re-checking of result. No correspondence in this regard shall be entertained.

## 14 Procedure for appearing in Computer Based Test (CBT)

**Process has been explained at Annexure-VII.**

## 15 Test Practice Centres (TPCs)

The Ministry of Human Resource Development has mandated the NTA to set up, establish and create a network of Test Practice Centres for candidates, especially in remote and rural areas to enable them to practice and be comfortable in taking a Computer Based Test (CBT). This facility is completely free of cost. Candidates can register online (on NTA website) where they are provided a convenient TPC near their location to practice on a given computer node. This facilitates the process of being able to take a Computer Based Test (CBT). The entire experience of using a

computer is close to the actual experience of taking a CBT. All efforts are made to provide practice tests and questions so that candidates can familiarize themselves with logging into the system, go through the detailed instructions regarding the test, use the mouse or numeric keyboard on screen (virtual) for attempting each question, scroll down to the next question, navigate between questions, review and edit their options and submit answers. **(Refer to Annexure VIII for details).**

## **16 Correspondence with NTA**

All the correspondence should preferably be addressed by e-mail. The email query shall be addressed only if it is not anonymous and contains the name, postal address and contact number of the sender. An email containing vague or general queries and other queries as contained in the Information Bulletin shall not be entertained. Queries shall not be entertained from person claiming to be representatives, associates or officiates of the applicant candidate. The following information shall not be revealed by phone or email:

- a. Internal documentation/status.
- b. Internal decision-making process of NTA. Any claim/counter claim thereof.
- c. Dates & venue of internal meetings or name of the staff/officers dealing with it.
- d. Any information which cannot be revealed in the opinion of NTA.

## **17 Query Redressal System (QRS)**

National Testing Agency (NTA) has established a Query Redressal System (QRS), an online web-enabled system developed by NTA. QRS is the platform based on web technology which primarily aims to enable submission of queries/grievances by the Registered Candidate(s) of UGC-NET June 2020 Examination with (24x7) facility for speedy and favourable redressal of the queries/grievances. A Unique Registration Number will be generated for tracking the status of the queries/grievances.

The Registered Candidate(s) are advised to use the online facility for speedy and favorable response before mailing their queries on the official email id of CSIR UGC-NET i.e. [csirnet@nta.ac.in](mailto:csirnet@nta.ac.in).

## **18 Common Services Centres/Facilitation Centres**

Candidates who are not well conversant and submitting face difficulties in the online application due to various constraints, can use the services of Common Services Centre, Ministry of Electronics and Information Technology, Government of India under the Digital India initiatives of Hon'ble Prime Minister. The Common Services Centre (CSC) scheme is a part of the ambitious National e-Governance Plan (NeGP) of Government of India and is managed at each village panchayat level by a Village level Entrepreneur (VLE).

There are more than 1.5 lakhs Common Services Centres (CSC) across the country which will provide the desired support to candidates from urban as well as rural areas in online submission of application form and payment of fee through e-

wallet. The list of the Common Services Centre is available on website: [www.csc.gov.in](http://www.csc.gov.in).

## **19 NTA Weeding Out Norms**

The record of Joint CSIR-UGC NET June 2020 would be available up to 90 days from the Date of Examination.

## **20 Legal Jurisdiction**

All disputes pertaining to the conduct of Joint CSIR-UGC NET Examination including Results shall fall within the jurisdiction of Delhi only. Further, any legal question arising out of the Examination shall be entertained only when raised within 30 days from the declaration of result.

The Director (Admn) of the NTA shall be the official by whose designation the NTA may sue or be sued.

**ANNEXURE-I****List of Cities for Centres of Joint CSIR-UGC NET June, 2020**

**Examination will be held at the following cities, provided there are sufficient numbers of candidates in the city.**

Sr. No.	Zone	State/Union Territory	City	City Code
1	East 2	ARUNACHAL PRADESH	ITANAGAR/NAHARLAGUN	AL01
2	East 2	ASSAM	DIBRUGARH	AM01
3	East 2	ASSAM	GUWAHATI	AM02
4	East 2	ASSAM	JORHAT	AM03
5	East 2	ASSAM	SILCHAR (ASSAM)	AM04
6	East 2	ASSAM	TEZPUR	AM05
7	East 2	ANDAMAN AND NICOBAR	PORT BLAIR	AN01
8	South 1	ANDHRA PRADESH	ANANTAPUR	AP01
9	South 1	ANDHRA PRADESH	BHIMAVARAM	AP03
10	South 1	ANDHRA PRADESH	CHIRALA	AP04
11	South 1	ANDHRA PRADESH	CHITTOOR	AP05
12	South 1	ANDHRA PRADESH	ELURU	AP06
13	South 1	ANDHRA PRADESH	GUNTUR	AP07
14	South 1	ANDHRA PRADESH	KADAPA	AP08
15	South 1	ANDHRA PRADESH	KAKINADA	AP09
16	South 1	ANDHRA PRADESH	KURNOOL	AP10
17	South 1	ANDHRA PRADESH	NELLORE	AP11
18	South 1	ANDHRA PRADESH	ONGOLE	AP12
19	South 1	ANDHRA PRADESH	RAJAHMUNDRY	AP13
20	South 1	ANDHRA PRADESH	SRIKAKULAM	AP14
21	South 1	ANDHRA PRADESH	TIRUPATHI	AP16
22	South 1	ANDHRA PRADESH	VIJAYAWADA	AP17
23	South 1	ANDHRA PRADESH	VISAKHAPATNAM	AP18
24	South 1	ANDHRA PRADESH	VIZIANAGARAM	AP19
25	South 1	ANDHRA PRADESH	NARASARAOPET	AP20
26	South 1	ANDHRA PRADESH	PRODDATUR	AP21
27	South 1	ANDHRA PRADESH	SURAMPALEM	AP23
28	East 1	BIHAR	BHAGALPUR	BR02
29	East 1	BIHAR	DARBHANGA	BR04
30	East 1	BIHAR	GAYA	BR05
31	East 1	BIHAR	MUZAFFARPUR	BR06
32	East 1	BIHAR	PATNA	BR07
33	East 1	BIHAR	PURNEA	BR08
34	East 1	BIHAR	ARRAH	BR09
35	West 2	CHHATTISGARH	BHILAI NAGAR/DURG	CG01
36	West 2	CHHATTISGARH	BILASPUR (CHHATTISGARH)	CG02
37	West 2	CHHATTISGARH	RAIPUR	CG03
38	North 4	CHANDIGARH	CHANDIGARH/MOHALI/PANCHKULA	CH01
39	West 1	DADRA & NAGAR HAVELI and DAMAN & DIU	DAMAN	DD01
40	West 1	DADRA & NAGAR HAVELI and DAMAN & DIU	DIU	DD02

41	North 1	DELHI	DELHI/NEW DELHI	DL01
42	West 1	DADRA & NAGAR HAVELI and DAMAN & DIU	DADRA & NAGAR HAVELI	DN01
43	West 1	GUJARAT	AHMEDABAD/GANDHINAGAR	GJ01
44	West 1	GUJARAT	ANAND	GJ02
45	West 1	GUJARAT	BHAVNAGAR	GJ03
46	West 1	GUJARAT	JAMNAGAR	GJ06
47	West 1	GUJARAT	JUNAGADH	GJ07
48	West 1	GUJARAT	MEHSANA	GJ08
49	West 1	GUJARAT	RAJKOT	GJ10
50	West 1	GUJARAT	SURAT	GJ11
51	West 1	GUJARAT	VADODARA	GJ12
52	West 1	GUJARAT	VALSAD/VAPI	GJ13
53	West 1	GUJARAT	HIMATNAGAR	GJ14
54	West 1	GOA	PANAJI/MADGAON	GO01
55	North 4	HIMACHAL PRADESH	BILASPUR(HIMACHAL PRADESH)	HP01
56	North 4	HIMACHAL PRADESH	HAMIRPUR(HIMACHAL PRADESH)	HP03
57	North 4	HIMACHAL PRADESH	KANGRA/PALAMPUR	HP04
58	North 4	HIMACHAL PRADESH	SHIMLA	HP06
59	North 4	HIMACHAL PRADESH	SOLAN	HP07
60	North 4	HIMACHAL PRADESH	MANDI	HP08
61	North 4	HIMACHAL PRADESH	UNA	HP09
62	North 4	HIMACHAL PRADESH	KULLU	HP10
63	North 4	HARYANA	AMBALA	HR01
64	North 1	HARYANA	FARIDABAD	HR03
65	North 1	HARYANA	GURUGRAM	HR04
66	North 4	HARYANA	HISSAR	HR05
67	North 4	HARYANA	KARNAL	HR06
68	North 4	HARYANA	KURUKSHETRA	HR07
69	North 4	HARYANA	PANIPAT	HR08
70	North 4	HARYANA	SONIPAT	HR09
71	North 4	HARYANA	YAMUNA NAGAR	HR10
72	East 1	JHARKHAND	BOKARO STEEL CITY	JH01
73	East 1	JHARKHAND	DHANBAD	JH02
74	East 1	JHARKHAND	JAMSHEDPUR	JH03
75	East 1	JHARKHAND	RANCHI	JH04
76	East 1	JHARKHAND	HAZARIBAGH	JH05
77	North 4	JAMMU AND KASHMIR	BARAMULLA	JK01
78	North 4	JAMMU AND KASHMIR	JAMMU	JK02
79	North 4	JAMMU AND KASHMIR	SAMBA	JK03
80	North 4	JAMMU AND KASHMIR	SRINAGAR (J & K)	JK04
81	South 1	KARNATAKA	BELAGAVI(BELGAUM)	KK02
82	South 1	KARNATAKA	BELLARY	KK03
83	South 1	KARNATAKA	BENGALURU	KK04
84	South 1	KARNATAKA	BIDAR	KK05
85	South 1	KARNATAKA	DAVANAGERE	KK06
86	South 1	KARNATAKA	GULBARGA	KK08
87	South 1	KARNATAKA	HASSAN	KK09
88	South 1	KARNATAKA	DHARWAD/HUBBALLI(HUBLI)	KK10
89	South 1	KARNATAKA	MANGALURU(MANGALORE)	KK12
90	South 1	KARNATAKA	MYSURU(MYSORE)	KK14
91	South 1	KARNATAKA	SHIVAMOGA(SHIMOGA)	KK15



92	South 1	KARNATAKA	TUMAKURU	KK16
93	South 1	KARNATAKA	UDUPI/MANIPAL	KK17
94	South 1	KARNATAKA	MANDYA	KK18
95	South 2	KERALA	ALAPPUZHA/CHENGANNUR	KL01
96	South 2	KERALA	ERNAKULAM/ANGAMALY/MOOVA TTUPUZHA	KL04
97	South 2	KERALA	IDUKKI	KL05
98	South 2	KERALA	KANNUR	KL07
99	South 2	KERALA	KASARAGOD	KL08
100	South 2	KERALA	KOLLAM	KL09
101	South 2	KERALA	KOTTAYAM	KL11
102	South 2	KERALA	KOZHIKODE	KL12
103	South 2	KERALA	MALAPPURAM	KL13
104	South 2	KERALA	PALAKKAD	KL15
105	South 2	KERALA	PATHANAMTHITTA	KL16
106	South 2	KERALA	THIRUVANANTHAPURAM	KL17
107	South 2	KERALA	THRISSUR	KL18
108	South 2	LAKSHADWEEP	KAVARATTI	LD01
109	North 4	LADAKH	LEH	LL01
110	East 2	MEGHALAYA	SHILLONG	MG01
111	East 2	MANIPUR	IMPHAL	MN01
112	East 2	MANIPUR	CHURACHANDPUR	MN02
113	West 2	MADHYA PRADESH	BALAGHAT	MP01
114	West 2	MADHYA PRADESH	BETUL	MP02
115	West 2	MADHYA PRADESH	BHOPAL	MP03
116	West 2	MADHYA PRADESH	CHHINDWARA	MP05
117	West 2	MADHYA PRADESH	GWALIOR	MP06
118	West 2	MADHYA PRADESH	INDORE	MP07
119	West 2	MADHYA PRADESH	JABALPUR	MP08
120	West 2	MADHYA PRADESH	REWA	MP11
121	West 2	MADHYA PRADESH	SAGAR	MP12
122	West 2	MADHYA PRADESH	SATNA	MP13
123	West 2	MADHYA PRADESH	UJJAIN	MP15
124	West 1	MAHARASHTRA	AHMEDNAGAR	MR01
125	West 1	MAHARASHTRA	AKOLA	MR02
126	West 1	MAHARASHTRA	AMRAVATI	MR03
127	West 1	MAHARASHTRA	AURANGABAD (MAHARASHTRA)	MR04
128	West 1	MAHARASHTRA	CHANDRAPUR	MR09
129	West 1	MAHARASHTRA	DHULE	MR10
130	West 1	MAHARASHTRA	JALGAON	MR13
131	West 1	MAHARASHTRA	KOLHAPUR	MR14
132	West 1	MAHARASHTRA	LATUR	MR15
133	West 1	MAHARASHTRA	MUMBAI/NAVI MUMBAI	MR16
134	West 1	MAHARASHTRA	NAGPUR	MR17
135	West 1	MAHARASHTRA	NANDED	MR18
136	West 1	MAHARASHTRA	NASHIK	MR19
137	West 1	MAHARASHTRA	PUNE	MR22
138	West 1	MAHARASHTRA	RAIGAD	MR23
139	West 1	MAHARASHTRA	RATNAGIRI	MR24
140	West 1	MAHARASHTRA	SANGLI	MR25
141	West 1	MAHARASHTRA	SATARA	MR26
142	West 1	MAHARASHTRA	SOLAPUR	MR27
143	West 1	MAHARASHTRA	THANE	MR28
144	West 1	MAHARASHTRA	WARDHA	MR29

145	East 2	MIZORAM	AIZAWL	MZ01
146	East 2	NAGALAND	DIMAPUR	NL01
147	East 2	NAGALAND	KOHIMA	NL02
148	East 1	ODISHA	BALASORE	OR02
149	East 1	ODISHA	BERHAMPUR-GANJAM	OR03
150	East 1	ODISHA	BHUBANESWAR	OR04
151	East 1	ODISHA	CUTTACK	OR05
152	East 1	ODISHA	DHENKANAL	OR06
153	East 1	ODISHA	ROURKELA	OR08
154	East 1	ODISHA	SAMBALPUR	OR09
155	North 4	PUNJAB	AMRITSAR	PB01
156	North 4	PUNJAB	BHATINDA	PB02
157	North 4	PUNJAB	JALANDHAR	PB04
158	North 4	PUNJAB	LUDHIANA	PB05
159	North 4	PUNJAB	PATHANKOT	PB07
160	North 4	PUNJAB	PATIALA/FATEHGARH SAHIB	PB08
161	North 4	PUNJAB	SANGRUR	PB11
162	South 2	PUDUCHERRY	PUDUCHERRY	PO01
163	North 3	RAJASTHAN	AJMER	RJ01
164	North 3	RAJASTHAN	ALWAR	RJ02
165	North 3	RAJASTHAN	BIKANER	RJ05
166	North 3	RAJASTHAN	JAIPUR	RJ06
167	North 3	RAJASTHAN	JODHPUR	RJ07
168	North 3	RAJASTHAN	KOTA	RJ08
169	North 3	RAJASTHAN	SIKAR	RJ09
170	North 3	RAJASTHAN	SRIGANGANAGAR	RJ10
171	North 3	RAJASTHAN	UDAIPUR	RJ11
172	East 2	SIKKIM	GANGTOK	SM01
173	East 2	TRIPURA	AGARTALA	TA01
174	South 1	TELANGANA	HYDERABAD/SECUNDERABAD/R ANGA REDDY	TL01
175	South 1	TELANGANA	KARIMNAGAR	TL02
176	South 1	TELANGANA	KHAMMAM	TL03
177	South 1	TELANGANA	MAHBUBNAGAR	TL04
178	South 1	TELANGANA	NALGONDA	TL05
179	South 1	TELANGANA	WARANGAL	TL07
180	South 2	TAMIL NADU	CHENNAI	TN01
181	South 2	TAMIL NADU	COIMBATORE	TN02
182	South 2	TAMIL NADU	CUDDLORE	TN03
183	South 2	TAMIL NADU	KANCHIPURAM	TN05
184	South 2	TAMIL NADU	KANYAKUMARI/NAGERCOIL	TN06
185	South 2	TAMIL NADU	MADURAI	TN08
186	South 2	TAMIL NADU	NAMAKKAL	TN10
187	South 2	TAMIL NADU	SALEM	TN11
188	South 2	TAMIL NADU	THANJAVUR	TN12
189	South 2	TAMIL NADU	THOOTHUKUDI	TN13
190	South 2	TAMIL NADU	TIRUCHIRAPPALLI	TN14
191	South 2	TAMIL NADU	TIRUNELVELI	TN15
192	South 2	TAMIL NADU	TIRUVALLUR	TN16
193	South 2	TAMIL NADU	VELLORE	TN18
194	South 2	TAMIL NADU	VIRUDHUNAGAR	TN20
195	North 2	UTTARAKHAND	DEHRADUN	UK01
196	North 2	UTTARAKHAND	HALDWANI	UK02
197	North 2	UTTARAKHAND	HARIDWAR	UK03
198	North 2	UTTARAKHAND	NAINITAL	UK04

199	North 2	UTTARAKHAND	PANTNAGAR	UK05
200	North 2	UTTARAKHAND	ROORKEE	UK06
201	North 2	UTTAR PRADESH	AGRA	UP01
202	North 2	UTTAR PRADESH	ALIGARH	UP02
203	North 2	UTTAR PRADESH	ALLAHABAD/PRAYAGRAJ	UP03
204	North 2	UTTAR PRADESH	BAREILLY	UP04
205	North 2	UTTAR PRADESH	FAIZABAD	UP06
206	North 1	UTTAR PRADESH	GHAZIABAD	UP07
207	North 2	UTTAR PRADESH	GORAKHPUR	UP08
208	North 1	UTTAR PRADESH	NOIDA/GREATER NOIDA	UP09
209	North 2	UTTAR PRADESH	JHANSI	UP10
210	North 2	UTTAR PRADESH	KANPUR	UP11
211	North 2	UTTAR PRADESH	LUCKNOW	UP12
212	North 2	UTTAR PRADESH	MATHURA	UP13
213	North 1	UTTAR PRADESH	MEERUT	UP14
214	North 2	UTTAR PRADESH	MORADABAD	UP15
215	North 2	UTTAR PRADESH	MUZAFFARNAGAR	UP16
216	North 2	UTTAR PRADESH	SITAPUR	UP17
217	North 2	UTTAR PRADESH	VARANASI	UP18
218	East 2	WEST BENGAL	ASANSOL	WB01
219	East 2	WEST BENGAL	BURDWAN(BARDHAMAN)	WB02
220	East 2	WEST BENGAL	DURGAPUR	WB04
221	East 2	WEST BENGAL	HOOGHLY	WB06
222	East 2	WEST BENGAL	HOWRAH	WB07
223	East 2	WEST BENGAL	KALYANI	WB08
224	East 2	WEST BENGAL	KOLKATA	WB10
225	East 2	WEST BENGAL	SILIGURI	WB11

**ANNEXURE-II****List of STATES/ UNION TERRITORIES and their Codes**

<b>Name of State/UT (In Alphabetical order)</b>	<b>Code</b>
ANDAMAN & NICOBAR ISLANDS	01
ANDHRA PRADESH	02
ARUNACHAL PRADESH	03
ASSAM	04
BIHAR	05
CHANDIGARH	06
CHHATTISGARH	07
DADRA & NAGAR HAVELI	08
DAMAN & DIU	09
DELHI/NEW DELHI	10
GOA	11
GUJARAT	12
HARYANA	13
HIMACHAL PRADESH	14
JAMMU & KASHMIR	15
JHARKHAND	16
KARNATAKA	17
KERALA	18
LADAKH	19
LAKSHADWEEP	20
MADHYA PRADESH	21
MAHARASHTRA	22
MANIPUR	23
MEGHALAYA	24
MIZORAM	25
NAGALAND	26
ODISHA	27
PUDUCHERRY	28
PUNJAB	29
RAJASTHAN	30
SIKKIM	31
TAMIL NADU	32
TELANGANA	33
TRIPURA	34
UTTAR PRADESH	35
UTTARAKHAND	36
WEST BENGAL	37

## ANNEXURE-III

### List of Joint CSIR-UGC NET Subjects and their Codes

The Syllabus & Scheme of Examination may be seen at CSIR HRDG website: [www.csirhrdg.res.in](http://www.csirhrdg.res.in).

National Testing Agency will not provide the copy of syllabus to individual candidates.

The Test will be held in the subjects mentioned below:

Subject Code	Subjects of the Test
701	Chemical Sciences
702	Earth, Atmospheric, Ocean and Planetary Sciences
703	Life Sciences
704	Mathematical Sciences
705	Physical Sciences

## ANNEXURE-IV

### Charges & Goods and Service Taxes (GST) and Procedure for Payment of Fee

#### Mode of Payment of Fee and Service/Processing charges & GST

After completing Step-3 of Online Application Form, candidates may remit the examination fee (Step -4) by choosing the following options:

(i) **Debit Card/ Credit card, Net Banking/UPI/ PAYTM:**

- Check the validity of the Debit/ Credit Card and keep it ready with you while logging on to website for submitting application form. Candidate should enter the information asked for and make payment through Debit/ Credit Card.
- Through Net Banking, check the balance in your account and keep all credentials ready with you while logging on to website for submitting application form. Candidate should Login with his/her credentials of net banking and make payment through Net Banking.
- Through UPI service
- Through PAYTM service.

**Note: In case, the fee payment status is not 'OK' the candidates are advised as following:-**

- (i) If the fee is paid through credit/debit/Net Banking/PAYTM/UPI and status is not OK, it means the transaction is cancelled. Therefore, such candidates have to pay the fee once again and ensure the OK fee status.
- (ii) For cancelled transactions, the amount will, automatically, be refunded by the concerned Bank to concerned credit/debit card. The candidate has to pursue with the concerned bank for refund.

**Helpdesk: For any transaction related queries/ inquiry, please contact at:**

**(a) If Paying using SBI Bank:**

Level	Name	Email ID	Contact Number
1	Helpdesk	<a href="mailto:Dgmcs.cc@sbi.co.in">Dgmcs.cc@sbi.co.in</a>	18004253800
2	Helpdesk	<a href="mailto:Sbi.05222@sbi.co.in">Sbi.05222@sbi.co.in</a>	08026599990
3	Customer Care	<a href="mailto:agmcustomer.lhodel@sbi.co.in">agmcustomer.lhodel@sbi.co.in</a>	1800112211
4	Through SMS	<a href="#">UNHAPPY (add text)</a>	8008202020



**(b) If Paying using ICICI Bank:**

<b>Level</b>	<b>Name</b>	<b>Email ID</b>	<b>Contact Number</b>
1	Aiysha Khatun	<a href="mailto:support.nta@ingenico.com">support.nta@ingenico.com</a>	01204728426
2	Karan Sinha	<a href="mailto:karan.sinha@icicibank.com">karan.sinha@icicibank.com</a>	8826107923
3	Jai Sethi	<a href="mailto:Jai.sethi@icicibank.com">Jai.sethi@icicibank.com</a>	9013799596

**(c) If Paying using PAYTM:**

<b>Level</b>	<b>Name</b>	<b>Email ID</b>	<b>Contact Number</b>
1	Education Payment Support	<a href="mailto:education.support@paytm.com">education.support@paytm.com</a>	0120-4789521
2	Ambreen Fatma	<a href="mailto:education.support@paytm.com">education.support@paytm.com</a>	

## ANNEXURE-V

### COMMON SERVICES CENTRES/FACILITATION CENTRES

Candidates, who are not well conversant to submit the online application due to various constraints, can use the services of Common Services Centre, Ministry of Electronics and Information Technology, Government of India under the Digital India initiatives of Hon'ble Prime Minister. The Common Services Centre (CSC) scheme is a part of the ambitious national e-Governance Plan (NeGP) of Government of India and is managed at each village panchayat level by a Village level Entrepreneur (VLE)

There are more than 1.5 lakhs Common Services Centres (CSC) across the country which will provide the desired support to candidates from urban as well as rural areas in online submission of Application Form and payment of fee through e-wallet. The list of the Common Services Centre is available on website: [www.csc.gov.in](http://www.csc.gov.in).

**The Common Services Centre will be providing following services on the rates indicated against each:**

S. No.	Services	Service Charges per transaction (GST applicable @ 18%)
1	Preparing e-mail, Submission of Application form & Printout till Fee Payment (Including uploading of Scanned Images )	Rs 25/-+GST
2	Uploading of Scanned Images only	Rs 10/-+GST
3	On line payment of Fee	Rs 0.5% of Fee +GST
4	Downloading of Admit Card/ OMR Answer Sheet/Answer Key	Rs 10+GST
5	Online claim for Responses/ Answer Key	Rs 25+GST
6	Printout per page	Rs 5+GST

**Note: To know nearest Common Services Centre, please open link - <http://gis.csc.gov.in/locator/csc.aspx>**

Replica of Application Form

For First time registration (<https://csirnet.nta.nic.in/>):

NEW CANDIDATE REGISTRATION

Steps to apply online

- Apply for Online Registration
- Fill Online Application Form
- Upload Scanned Photo & Signature
- Pay Examination Fee

Application Form : Joint CSIR - UGC NET JUNE 2020

NEW REGISTRATION

For registered candidates sign in:

ONLY REGISTERED CANDIDATES SIGN IN

Application Form : Joint CSIR - UGC NET JUNE 2020

Application No :

Password :

Enter Security Pin :

Security Pin : SR5800

SIGN IN

[Forgot Password ?](#) [Forgot Application No ?](#)

## Registration Page:

Registration → Application Form → Image Upload → Fee Payment

---

**Personal Details**

Candidate's Name :       Father's Name :   
Mother's Name :       Date of Birth:     
Identity Type :       Gender :   
Enter Valid Govt Identity Number:

---

**Contact Details**

Address:       Locality(Optional):   
City/Town/Village:       Country:   
State /UT:       District:   
Pin Code:       Land Line No. with STD code or any other Contact No. (Optional):   
Email Address:       Mobile Number (+91):

---

**Choose Password**

Password:       Confirm Password:   
Security Question:       Security Answer:

---

**Security Pin**

Enter security pin (case sensitive) :   
Security Pin :

**SUBMIT**

## Review the Registration Page:

### Review Page - Online Registration Form

Review the following particulars carefully. If you would like to change any particulars entered, you may do so by pressing 'EDIT REGISTRATION FORM' button or press 'FINAL SUBMIT' button for final submission.

**Personal Details**

Candidate's Name: **ABC**      Father's Name: **ABC F**  
Mother's Name: **ABC M**      Date of Birth: **28-08-1990**  
Identity Type: **Any Other Valid Govt Identity with photograph**      Gender: **Male**  
Any Other Valid Govt Identity with photograph: **XYZ123**

---

**Contact Details**

Address: **RING ROAD**      Locality(Optional): **SECTOR IV**  
City/Town/Village: **DELHI**      Country: **India**  
State /UT: **DELHI**      District: **CENTRAL DELHI**  
Pin Code: **110001**      Land Line No. with STD code or any other Contact No.(Optional): **--**  
Email Address: **nta.thapliyal@gmail.com**      Mobile Number (+91) : **91 - 9643750242**

---

**Account Details**

Security Question: **Which is your favourite book ?**      Security Answer: **(Not shown due to security reasons)**      Password: **(Not shown due to security reasons)**

---

**Particulars checklist to be verified**

Kindly verify all the particulars listed below carefully. Once submitted Registration Form finally, changes can not be made.

My Name     Date of Birth     Father Name     Mother Name     Gender     Address  
 Mobile Number     Email ID

---

**Declaration**

I hereby declare that all the particulars given by me in this form are true to the best of my knowledge and belief and any mistake / misinformation, detected at the time of admission or at any stage in future, will result in the cancellation of admission/candidature. I have read the information bulletin and understood all the procedures. In case I furnish any false information, my result will not be declared/ my candidature will automatically stand cancelled. I shall abide by terms and conditions therein.

I Agree

**EDIT REGISTRATION FORM**      **FINAL SUBMIT**

## Final Submit of Registration Page

**Review Page - Online Registration Form**

Review the following particulars carefully. If you would like to change any particulars entered, you may do so by pressing 'EDIT REGISTRATION FORM' button or press 'FINAL SUBMIT' button for final submission.

**Personal Details**

Candidate's Name: ABC      Father's Name: ABC F  
 Mother's Name: ABC M      Date of Birth: 28-08-1990  
 Identity Type: Any Other Valid Govt Identity with photograph      Gender: Male  
 Any Other Valid Govt Identity with photograph: XYZ123

**Contact Details**

Address: RING ROAD      Locality(Optional): SECTOR IV  
 City/Town/Village: DELHI      Country: India  
 State /UT: DELHI      District: CENTRAL DELHI  
 Pin Code: 110001      Contact No: 91 - 9643750242  
 Email Address: nta.abc@gmail.com

**Account Details**

Security Question: Which is your favourite book?      Security Answer: (Not shown due to security reasons)      Password: (Not shown due to security reasons)

**Particulars checklist to be verified**

Kindly verify all the particulars listed below carefully. Once submitted Registration Form finally, changes can not be made.

My Name     Date of Birth     Father Name     Mother Name     Gender     Address  
 Mobile Number     Email ID

**Declaration**

I hereby declare that all the particulars given by me in this form are true to the best of my knowledge and belief and any mistake / misinformation, detected at the time of admission or at any stage in future, will result in the cancellation of admission/candidature. I have read the information bulletin and understood all the procedures. In case I furnish any false information, my result will not be declared/ my candidature will automatically stand cancelled. I shall abide by terms and conditions therein.

I Agree

## Registration Completed, Complete Application Form

Home    Change Password    Register Query    Logout

Welcome : ABC      Application No : 2016 1000 0011

Registration 
Application Form 
Image Upload 
Fee Payment

**Application Progress Status**

Step 1 View Registration Form

Step 2 Complete Application Form

Step 3 Upload Images

Step 4 Pay Examination Fee

**Verify Mobile No. & Email Id**

**Please verify Mobile No. & Email Id to receive Confirmation Page/ Admit Card / Other important information from NTA.**

**Application Status**

Registration Form	Complete
Application Form	Incomplete
Image Upload	Incomplete
Application Fee Payment	Incomplete

You have completed **Registration Form**. Please note down the Application Number for future references.

**Application Number: 2016 1000 0011**

Fill the Application Form by clicking on button as shown below.

## Personal Details:

Candidate's Name: ABC  
Date of Birth: 28 08 1990  
Gender: Male  
Father's Name: ABC F  
Mother's Name: ABC M  
Nationality : Indian  
Category: Gen-EWS

If you are a PwD Candidate, do you have benchmark disability (40% or more / "Severe" where percentage is not defined)?: Yes

Type of Disability: (iv) Autism, intellectual disability, specified learning disability and mental illness

Do you need scribe (as the criteria given in the Information Bulletin)?:

Yes- I have certificate of disability by the Chief Medical Officer/Civil Surgeon Medical Superintendent of a Government health care institution and Scribe to be provided by NTA

Are You Diabetic?: Yes

Do you belong to Minority Community?: Yes

Name of Minority Community: Christian

## Apply For:

Apply For: Applied for JRF  
Subject Opted for NET: Earth Sciences  
Specialization: Geophysics  
1st Choice for Exam City: HIMACHAL PRADESH BILASPUR (HIMACHAL PRADESI)  
2nd Choice for Exam City: CHHATTISGARH BILASPUR (CHHATTISGARH)  
3rd Choice for Exam City: BIHAR PATNA  
4th Choice for Exam City: GUJARAT ANAND  
Medium of Question paper: English



## Educational Details:

Qualification	Pass Status	Course/Stream Name	Examination From	University/Institute	Year of Passing/appearing	Result Mode	Marks Detail	Date of Admission (DD/MM/YYYY)	Inst Name Add
Graduate	Passed	B.Tech	India	Atal Bihari Vajpayee Indian Institute of Information Technology and Management, Gwalior, Madhya Pradesh (Id: U-0267)	2013	Percentage	Obtained Marks: 450 Total Marks: 500 Marks (%): 90.00	10/03/15	AB
Post Graduate	Passed	M.Sc.	India	Agricultural University, Kota Borkhera, Baran Road, P.B. No. 20, Kota-324001 (Rajasthan)	2017	Percentage	Obtained Marks: 750 Total Marks: 1000 Marks (%): 75.00	20/02/21	XY

## Doctorate Details:

Whether already a doctoral student?: Yes


University Name where the admission has been taken:: XYZ UNIVERSITY

Exam Year: 2019

Department Name where the admission has been taken:: GEOPHYSICS

Specialization, if Any : GEOPHYSICS

Enter security pin (case sensitive) : 020N68

Security Pin : 020N68 

**SUBMIT**

# Uploading of Scanned Images:

Welcome : ABC Application No : 2016 1000 0011


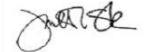



Registration  Application Form  Image Upload  Fee Payment

**Upload Scanned Files**

Please upload the following Scanned Files carefully in JPG format only.

1. Photograph: Size must be between 10KB to 200KB.
2. Signature: Size must be between 4KB to 30KB.
3. Category Certificate: Size must be between 50KB to 300KB.
4. PwD Certificate: Size must be between 50KB to 300KB.
5. Result Awaited Certificate: Size must be between 50KB to 500KB.

**Note: The authentication of uploaded documents to be owned by the Applicant themselves. (Uncleared/ Blurred photograph/ signature may lead to cancellation of Application Form)**

S.N	Type of File	Preview	Display
1	Photograph	Choose File pic.jpg	
2	Signature	Choose File sign_n.jpg	
3	Category Certificate	Choose File category.jpg	
4	PwD Certificate	Choose File pwd_n.jpg	
5	Result Awaited Certificate	Choose File result awaited_n.jpg	

**Security Pin**

Enter Security Pin (case sensitive) : 4587N0

Security Pin : 4587N0

I have verified Uploaded Images carefully

**UPLOAD**

## Confirmation of Uploaded Images:

Application No: 2020

Registration  Application Form  Image Upload  Fee Payment

files



following Scanned Files carefully in JPG format only.

must be between 10KB to 200KB,  
 must be between 4KB to 30KB,  
 ate: Size must be between 50KB to 300KB,  
 Size must be between 50KB to 300KB,  
 ertificate: Size must be between 50KB to 300KB

**Confirm !!**

Do you wish to Upload Images finally ?

ication of uploaded documents to signature may lead to cancellation of A

File	Preview	Display
aph	Choose File pic.jpg	
re	Choose File sign_n.jpg	

## Payment of Fee:

**CANDIDATE DETAILS**

Candidate Name	JOHN	Fee Amount	250/-
Application Number	191620000032	Customer Id	19162000003201001
Date of Birth	27-03-1990		

**EXAMINATION FEE COLLECTION**

Select Payment Provider :

- SBI MOPS (Debit Card/Credit Card/UPI/Net Banking of any bank)
- ICICI Bank Payment Gateway (Debit Card/Credit Card/UPI/Net Banking of any bank)
- Paytm Payment Gateway (Debit Card/UPI/Net Banking/Credit Card/Paytm Wallet)

[Click here to Cancel](#) this Transaction.

Disclaimer: This site is designed and hosted by NIC and the contents are provided by NTA. For any further information, please contact NTA.

SELECT AN OPTION TO PAY

**paytm**  
Pay easily using your saved payment methods

Mobile number registered with Paytm

Debit Card

Credit Card

BHIM UPI

Net Banking

100% Secure Payments Powered by Paytm

**Download Confirmation Page:**

Welcome : ABC Application No : 2016 1000 0011

Registration  Application Form  Image Upload  Fee Payment

**Application Progress Status**

- Step 1 View Registration Form
- Step 2 View Application Form
- Step 3 View Images
- Step 4 View Fee Receipt

**Download Confirmation Page**

- Download Confirmation Page
- Email Confirmation Page

**Verify Mobile No. & Email Id**

- Verify Mobile Number
- Verify Email Id

Please verify Mobile No. & Email Id to receive Confirmation Page/ Admit Card / Other important information from NTA.

**Application Status**

Registration Form	Complete
Application Form	Complete
Image Upload	Complete
Application Fee Payment	Complete

You have completed all the steps of online Application Form.  
Now download the confirmation page.

**Application Number: 2016 1000 0011**

Sample Copy of Confirmation Page:



Joint CSIR - UGC NET JUNE 2020



Confirmation Page


<b>Application No.</b>	<b>20161000011</b>		-
DO NOT SEND THIS PAGE TO NATIONAL TESTING AGENCY (NTA).			
CANDIDATE IS REQUESTED TO RETAIN THE PRINTOUT OF CONFIRMATION PAGE FOR FUTURE REFERENCE.			
<b>Personal Details</b>			
Candidate's Name	ABC	Date of Birth	28-08-1990
Mother's Name	ABC M	Category	Gen-EWS
Father's Name	ABC F	Gender	Male
If you are a PwD Candidate, do you have benchmark disability (40% or more / "Severe" where percentage is not defined) ?	Yes	Type of Disability	(iv) Autism, intellectual disability, specified learning disability and mental illness
Do you need scribe (as the criteria given in the Information Bulletin) ?	Yes- I have certificate of disability by the Chief Medical Officer/Civil Surgeon Medical Superintendent of a Government health care institution and Scribe to be provided by NTA	Nationality	Indian
Do you belong to Minority Community ?	Yes	Name of Minority Community	Christian
Are You Diabetic?	YES		
<b>Apply For</b>			
Apply For	Applied for JRF	Subject Opted for NET	Earth Sciences
Specialization	Geophysics	Medium of Question paper	English
1st Choice for Exam City	HIMACHAL PRADESH - BILASPUR (HIMACHAL PRADESH)	2nd Choice for Exam City	CHHATTISGARH - BILASPUR (CHHATTISGARH)
3rd Choice for Exam City	BIHAR - PATNA	4th Choice for Exam City	GUJARAT - ANAND
<b>Doctorate Details</b>			
Whether already a doctoral student ?	Yes		
University Name where the admission has been taken:	XYZ UNIVERSITY		
Exam Year	2019		
Department Name where the admission has been taken:	GEOPHYSICS		
<b>Specialization Detail</b>			
Specialization, if Any	GEOPHYSICS		
<b>Contact Details</b>			
Address	RING ROAD	Locality	SECTOR IV
City/Town/Village	DELHI	District	CENTRAL DELHI
State /UT	DELHI	Pin Code	110001
Email Address	nta*****@gmail.com	Mobile Number (+91)	964****242
Land Line No. with STD code or any other Contact No.	--		
<b>Fee Payment Details</b>			
Payment Mode:		Transaction ID:	NA
Exam Fee:	0/-	Date of Transaction:	NA
Fee Submitted On:			
<b>DECLARATION</b>			
I hereby declare that all the particulars given by me in this form are true to the best of my knowledge and belief and any mistake / misinformation, detected at the time of admission or at any stage in future, will result in the cancellation of admission/candidature. I have read the information bulletin and understood all the procedures. In case I furnish any false information, my result will not be declared/ my candidature will automatically stand cancelled. I shall abide by terms and conditions therein.			
<b>Images Uploaded by Candidate</b>			
<b>Photograph</b> 		<b>Signature</b> 	
<b>List of Document Uploaded</b>			
Photograph,Signature,Category Certificate,PwD Certificate,Result Awaited Certificate			

IP Address : 117.252.74.54

Date of Downloading : 13/03/2020 10:45:11 AM

## Query Redressal System in Candidate's Login

### Selection of Type of Query:

Home | Change Password | Register Query |  Logout

Welcome : JOHN | Application No : 19162000032

**Query Redressal System**

New Query | Query Status

Query Type : --Select--

Query Description : Request for Exam City Change after display of Admit Card  
Mistake in Identification Type / Name/Mother Name/Father Name/DoB / State of Residence / Category / PwD  
Change of Subject / Course / Paper  
Not able to upload Photograph / Signature  
Wrong Photograph / Signature uploaded  
Correspondence / Distance education eligibility issue

Attcahment:(optional) : One year PG Diploma eligibility Issue  
Double / Multiple payment issue  
Fee paid but not updated / Confirmation page not downloaded  
Verification of Email Id and Mobile No.  
Exam date clash with some other State / Central Examinations

### Query Description:

Home | Change Password | Register Query

ne : JOHN | Application

**Query Redressal System**

ery | Query Status

Query Type : --Select--

Query Description :

Please enter all mandatory details and important information required to resolve your issue.

Attcahment:(optional) :  No file chosen

Request to attach relevent screen-shots to avoid delay in response either in PDF or JPG format.



### Computer Based Test (CBT)

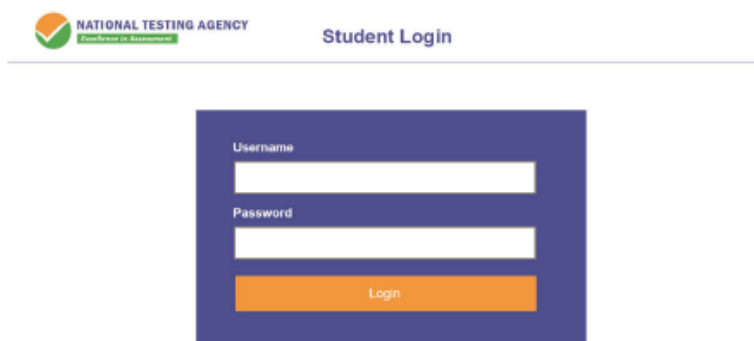
The major examinations being conducted by NTA will be Computer Based Test (CBT). A CBT requires candidates to sit in front of a computer terminal (node) allocated to them against their Roll number and Admit card. After logging the candidate will get detailed instructions for the examinations. At the designated time of start of examination, the candidates will be able to proceed and see the questions on the computer screen using the computer mouse. Candidates will have the option to change / modify/ edit / answers already entered any time during the examination.

#### Procedure for appearing in Computer Based Test (CBT):

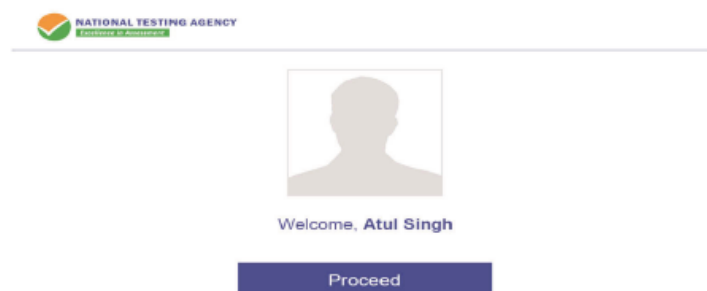
(Sample/mock test will be available on NTA website: [www.nta.ac.in](http://www.nta.ac.in) for hands on practice)

- (a) A computer terminal (node) indicating roll number will be allocated to each candidate. Candidates should find and sit on their allocated computers only. Any candidate found to have changed room/hall or the computer on their own other than the one allotted would lead to cancellation of candidature and no plea in this regard would be entertained.
- (b) For login, the candidate will have to enter **login-ID and password**. The computer terminal allotted to the candidate will display WELCOME login screen, Candidate's photograph and NET subject opted by the candidate.

#### Candidate Login Page



#### Candidate Welcome Screen





- (c) After login, the candidate shall be able to see the detailed instructions for the examination. Candidates are advised to go through the instructions carefully regarding the type of questions and marking scheme. At the designated time of start of the examination, the candidates will be able to proceed and see the questions on the computer screen.

## General Instruction Page



View in : English ▼

Please read the instructions carefully

**General Instructions:**

1. Total duration of examination is 60 minutes.
2. The clock will be set at the server. The countdown timer in the top right corner of screen will display the remaining time available for you to complete the examination. When the timer reaches zero, the examination will end by itself. You will not be required to end or submit your examination.
3. The Question Palette displayed on the right side of screen will show the status of each question using one of the following symbols:
  - 1 You have not visited the question yet.
  - 2 You have not answered the question.
  - 3 You have answered the question.
  - 4 You have NOT answered the question, but have marked the question for review.
  - 5 The question(s) "Answered and Marked for Review" will be considered for evaluation.

The Marked for Review status for a question simply indicates that you would like to look at that question again.

4. You can click on the ">" arrow which appears to the left of question palette to collapse the question palette thereby maximizing the question window. To view the question palette again, you can click on "<" which appears on the right side of question window.
5. You can click on your "Profile" image on top right corner of your screen to change the language during the exam for entire question paper. On clicking of Profile image you will get a drop-down to change the question content to the desired language.
6. You can click on  to navigate to the bottom and  to navigate to the top of the question area, without scrolling.

**Navigating to a Question:**

7. To answer a question, do the following:
  - a. Click on the question number in the Question Palette at the right of your screen to go to that numbered question directly. Note that using this option does NOT save your answer to the current question.
  - b. Click on Save & Next to save your answer for the current question and then go to the next question.
  - c. Click on Mark for Review & Next to save your answer for the current question, mark it for review, and then go to the next question.

**Answering a Question :**

8. Procedure for answering a multiple choice type question:
  - a. To select your answer, click on the button of one of the options
  - b. To deselect your chosen answer, click on the button of the chosen option again or click on the Clear Response button
  - c. To change your chosen answer, click on the button of another option
  - d. To save your answer, you MUST click on the Save & Next button.
  - e. To mark the question for review, click on the Mark for Review & Next button.
9. To change your answer to a question that has already been answered, first select that question for answering and then follow the procedure for answering that type of question.

**Navigating through sections:**

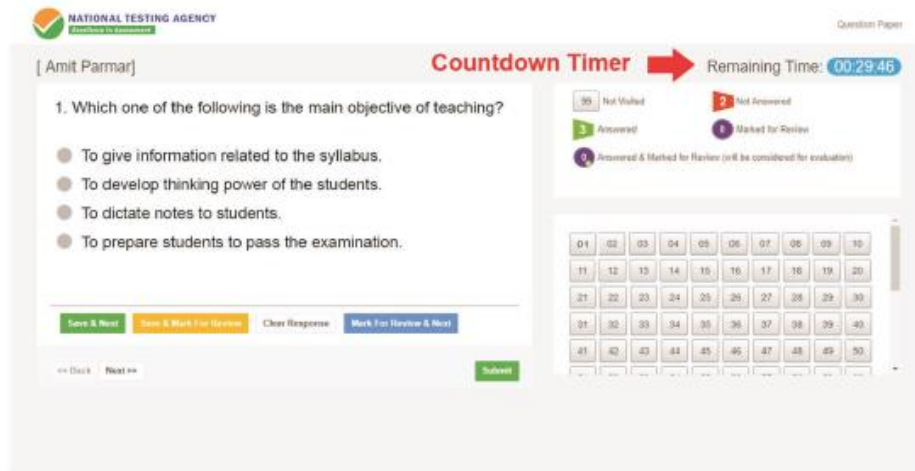
10. Sections in this question paper are displayed on the top bar of the screen. Questions in a section can be viewed by clicking on the section name. The section you are currently viewing is highlighted.
11. After clicking the Save & Next button on the last question for a section, you will automatically be taken to the first question of the next section.
12. You can shuffle between sections and questions anytime during the examination as per your convenience only during the time stipulated.
13. Candidate can view the corresponding section summary as part of the legend that appears in every section above the question palette

The keyboard attached to the computer, if any, will be disabled during the entire duration of the examination. Depending on the type of question, the answers to questions can either be entered by clicking on the virtual on-screen keyboard (numeric or otherwise) using the computer mouse or by clicking the chosen option(s) using the computer mouse. Candidates will have the option to change/modify answers already entered anytime during the entire duration of the examination.

In case the computer/mouse allotted to any candidate malfunctions anytime during the test, he/she will be immediately allotted another computer system and the time lost due to this will be adjusted in the server so as to give the candidate the full allotted time.

The on-screen computer clock counter of every candidate will be set at the server. The countdown timer in the top right side of computer screen will display the time remaining (in minutes) available for the candidate to complete the examination. When the timer reaches zero,

the examination will end by itself. Candidate will not be required to end or submit the examination.



(d) The Question Palette displayed on the right side of screen will show the status of each question using one of the following symbols:



The question(s) “Answered and Marked for Review” status for a question indicates that candidate would like to have a relook at that question again. A candidate has the option of answering a question and simultaneously “Marked for Review”, these answers will be considered for evaluation. However, if a candidate has simply put “Marked for Review” for a question without answering it, the corresponding question marked for review without an answer will not be considered for evaluation. It may be noted that a candidate can return to any “Marked for Review” question any time during the examination by clicking on the corresponding question number icon displayed on the Question Palette of the corresponding section.

- (e) Candidate can click on the “>” arrow which appears to the left of question palette to collapse the question palette thereby maximizing the question viewing window. To view the question palette again, candidate can click on “<” which appears on the right side of question window.
- (f) Candidate can click on to navigate to the bottom and to navigate to the top of the question area, without scrolling. Using the computer mouse the candidate can scroll up and down the question viewing area for viewing the entire question.

- (g) The full paper can be viewed by clicking the “Question Paper” icon on the top right corner of the screen.
- (h) Blank Sheets for doing rough work/calculations shall be provided to the candidates. The Blanks Sheets would have a Header page for the candidates to write down his/her Name and Roll Number. All calculations/writing work are to be done only in the Blank Sheets provided at the centre in the examination Room/Hall and on completion of the test candidates must hand over the rough sheets to the invigilator on duty in the Room/Hall.
- (i) Navigating to a Question To navigate between questions within a Paper, candidate needs to do the following:
- Click on the question number in the Question Palette at the right of the screen to go to that numbered question directly. Note that using this option does NOT save the answer to the currently displayed question.
  - Click on “Save & Next” to save the answer of any question. Clicking on “Save & Next” will save the answer for the current question and the next question will be displayed on the candidate’s computer screen.
  - Click on “Mark for Review & Next” to mark a question for review (without answering it) and proceed to the next question.



**(j) Answering a Question**

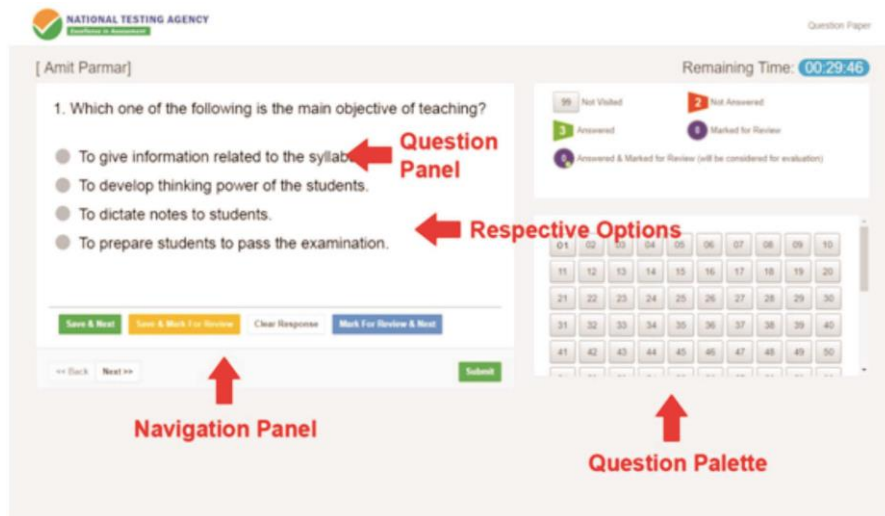
To navigate between questions within a Paper, candidate needs to do the following:

- Procedure for answering a multiple choice type question:
  - To select the option(s), click on the corresponding button(s) of the option(s).
  - To deselect the chosen answer, click on the button of the chosen option again or click on the “Clear Response” button.
  - To save the answer, the candidate MUST click on the “Save & Next” button.
  - To mark the question for review (without answering it), click on the “Mark for Review & Next” button.

**(k) Navigating through sections:**

- Sections in the question paper are displayed on the top bar of the screen. Questions in a section can be viewed by clicking on the section name. The section in which candidate is currently viewing will be highlighted.
- After clicking the “Save & Next” button on the last question for a section, candidate will automatically be taken to the first question of the next section.
- Candidate can shuffle between sections and questions within sections anytime during the examination as per the convenience only during the time stipulated.

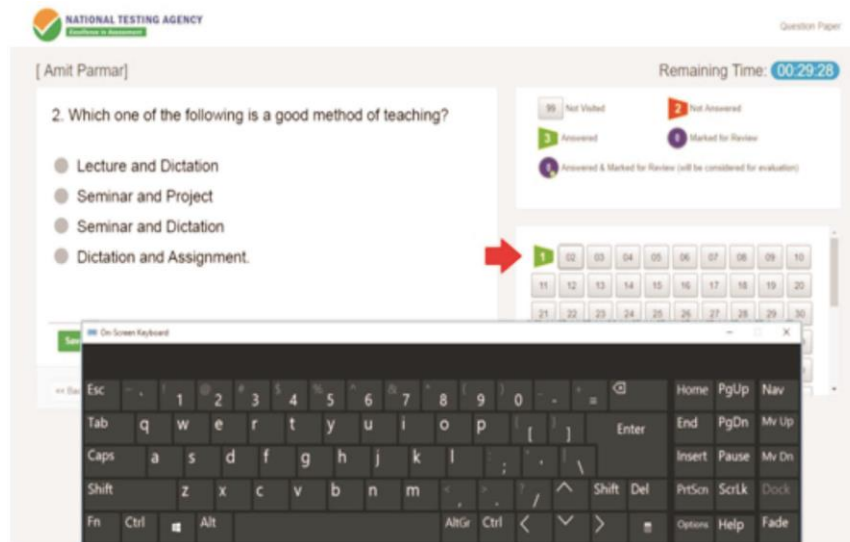
- (iv) Candidate can view the corresponding section summary as part of the legend that appears in every section above the question palette.



**(I) Procedure for answering questions that require inputs from on-screen virtual key board (numeric or otherwise):**

- (a) Candidate will have to use the on-screen virtual keyboard (that would be displayed just below the question statement of these types of questions) and the attached computer mouse to enter his/her answer in the space provided for answer.

**On Screen Virtual Keyboard**



- (b) The answer can be changed, if required, anytime during the test. To save the answer, the candidate **MUST** click on the “Save & Next” button.
- (c) To mark the question for review (without answering it), click on the “Mark for Review & Next” button.

**Candidate will have the option to change previously saved answer of any question, anytime during the entire duration of the test. To change the answer to a question that has already been answered, first select the corresponding**

**question from the Question Palette, then click on “Clear Response” to clear the previously entered answer and subsequently follow the procedure for answering that type of question.**

**(m) ROUGH WORK:**

All calculations/writing work are to be done only in the rough sheet provided at the centre in the examination Room/Hall and on completion of the test candidates must hand over the rough sheets to the invigilator on duty in the Room/Hall.


## NTA: Test Practice Centres (TPCs)

### What is a Test Practice Centre (TPCs)?

The Ministry of Human Resource Development mandated the NTA to set up, establish and create a network of Tests Practice Centres for candidates, especially in remote and rural areas to enable them to practice and be comfortable in taking a Computer Based Test (CBT). This facility is completely free of cost. Candidates can register online (on NTA website) where they are provided a convenient TPC near to their location to practice on a given computer node. This facilitates and eases the process of being able to take a Computer Based Test (CBT). The entire experience of using a computer is close to the actual experience of taking a CBT. All efforts are made to provide practice tests and questions so that candidates can familiarize themselves with logging into the system, go through the detailed instructions regarding the test, use the mouse or numeric keyboard on screen (virtual) for attempting each question, scroll down to the next question, navigate between questions, review and edit their options and submit questions.

The objective of TPCs is primarily to organize test practice for the upcoming NTA examinations.

The set of Instructions on How to Register for a TPCs through website: <https://ntatpcsr.in/login>

 **NATIONAL TESTING AGENCY**  
Excellence in Assessment

Candidate Login

Email or Mobile Number


Password

**Log In**

[Forgot Password](#)

Don't have an account [Sign up](#)

For first time registration, click on “Sign up”.



**NATIONAL TESTING AGENCY**  
Excellence In Assessment

Candidate Registration

First Name  
Kailash

Last Name  
Manral

Email  
kailash@nta.ac.in


mobile

Password  
.....

Register

Already have an account [Log In](#)

### User Dashboard:




**NATIONAL TESTING AGENCY**  
Excellence In Assessment


Allocation for Saturday is done on Thursday and for Sunday it is done on Friday, please [click here](#) to know your allotment status


**Kailash Manral**  
kailash@nta.ac.in

Update your information

 **Update Basic Info**  
Update information such as first name, last name, age etc

Mock Test


 **New Booking**  
Apply for Mock Test at a centre

 **Online Test**  
Give Mock Test Online from home, school or college

- DASHBOARD
- BOOKINGS
- MOCK TEST
- SETTINGS
- ALLOTMENT HISTORY
- LOGOUT



## New booking to apply for a Mock Test:



**NATIONAL TESTING AGENCY**  
Excellence in Assessment

DASHBOARD

BOOKINGS


MOCK TEST

SETTINGS

ALLOTMENT HISTORY

LOGOUT


### New Booking



**No Upcoming Booking**  
You dont have any upcoming booking, click below to book Mock Test for the upcoming week

[Book Mock Test at Centre](#)

## Selection of Slot/Date:



**NATIONAL TESTING AGENCY**  
Excellence in Assessment

DASHBOARD

BOOKINGS

MOCK TEST

SETTINGS

ALLOTMENT HISTORY

LOGOUT

### New Booking

Select a Date

14 March, 2020	15 March, 2020	21 March, 2020	22 March, 2020
28 March, 2020	29 March, 2020	4 April, 2020	5 April, 2020
11 April, 2020	12 April, 2020	18 April, 2020	19 April, 2020
25 April, 2020	26 April, 2020	2 May, 2020	3 May, 2020
9 May, 2020	10 May, 2020	16 May, 2020	17 May, 2020
23 May, 2020	24 May, 2020	30 May, 2020	31 May, 2020

## Search Mock Test Centre with the help of Pin Code of your area and select maximum of 05 Centres:

DASHBOARD


BOOKINGS

MOCK TEST

SETTINGS

ALLOTMENT HISTORY

LOGOUT



**NATIONAL TESTING AGENCY**  
Excellence In Assessment

Select a Centre

Enter your Pincode

[Search](#)

Total Centre Found (121)

Name / Address of Institute	
<b>PRESIDIUM SCHOOL</b> PRESIDIUM SCHOOL, PS-2, , C-3, ASHOK VIHAR, DELHI-110052 PHONE : 7838654441	<input checked="" type="checkbox"/>
<b>Pragati Public School</b> Sector 13, Phase II, Dwarka, New Delhi	<input type="checkbox"/>
<b>HMR INSTITUTE OF TECHNOLOGY AND MANAGEMENT</b> PLOT NO 326, HAMIDPUR, DELHI -110036	<input checked="" type="checkbox"/>
<b>BHARDWAJ MODEL SCHOOL</b> RZQ-88, NIHAL VIHAR, NEAR Q-BLOCK GURDWARA, NIHAL VIHAR, NEW DELHI-110041	<input type="checkbox"/>
<b>DAV CENTENARY PUBLIC SCHOOL,NARELA</b> SECTOR-B4,POCKET-5,DDA PROJECT,NARELA	<input checked="" type="checkbox"/>
<b>DECENT PUBLIC SCHOOL</b> DECENT PUBLIC SCHOOLH-34, SECTOR-3, ROHINI, DELHI-110085NEAR SHIV MANDIR	<input checked="" type="checkbox"/>
<b>SARASWATI PUBLIC SEC. SCHOOL</b> BUDH VIHAR,SEWADHAM ROAD,MANDOLI,DELHI	<input checked="" type="checkbox"/>
<b>Marigold Public School (Sr. Secondary)</b> Khasra No. 559, Jatkhori Road, Katewara, Near Bawana, Tehsil Narela, Delhi - 110039	<input type="checkbox"/>

## Acknowledgement of TPC:

DASHBOARD

BOOKINGS

MOCK TEST

SETTINGS

ALLOTMENT HISTORY

LOGOUT



**NATIONAL TESTING AGENCY**  
Excellence In Assessment

### Upcoming Mock Test

Confirmation awaits for ( April 19, 2020 )  
Listed below is/are the centre's of your choice

**presidium school**  
presidium school, ps-2, , c-3, ashok vihar, delhi-110052 phone : 7838654441

**hmr institute of technology and management**  
plot no 326, hamidpur, delhi -110036

**dav centenary public school,narela**  
sector-b4,pocket-5,dda project,narela

**decent public school**  
decent public schoolh-34, sector-3, rohini, delhi-110085near shiv mandir

**saraswati public sec. school**  
budh vihar,sewadham road,mandoli,delhi

Until your previous booking date is not reached, you are not allowed to book a new centre for Mock Test

## ANNEXURE - IX

### Format of OBC Certificate

#### **FORM OF CERTIFICATE TO BE PRODUCED BY OTHER BACKWARD CLASSES APPLYING FOR APPOINTMENT TO POSTS / ADMISSION TO CENTRAL EDUCATIONAL INSTITUTIONS, UNDER THE GOVERNMENT OF INDIA**

This is to certify that Shri/Smt./Kum. \_\_\_\_\_  
Son/Daughter of Shri/Smt \_\_\_\_\_ of Village/Town  
\_\_\_\_\_ District/Division \_\_\_\_\_ in  
the State/Union Territory \_\_\_\_\_ belongs to the  
\_\_\_\_\_ Community which is recognized as a backward class  
under:

- (i) Resolution No. 12011/68/93-BCC(C) dated 10/09/93 published in the Gazette of India Extraordinary Part I Section I No. 186 dated 13/09/93.
- (ii) Resolution No. 12011/9/94-BCC dated 19/10/94 published in the Gazette of India Extraordinary Part I Section I No. 163 dated 20/10/94.
- (iii) Resolution No. 12011/7/95-BCC dated 24/05/95 published in the Gazette of India Extraordinary Part I Section I No. 88 dated 25/05/95.
- (iv) Resolution No. 12011/96/94-BCC dated 9/03/96.
- (v) Resolution No. 12011/44/96-BCC dated 6/12/96 published in the Gazette of India Extraordinary Part I Section I No. 210 dated 11/12/96.
- (vi) Resolution No. 12011/13/97-BCC dated 03/12/97.
- (vii) Resolution No. 12011/99/94-BCC dated 11/12/97.
- (viii) Resolution No. 12011/68/98-BCC dated 27/10/99.
- (ix) Resolution No. 12011/88/98-BCC dated 6/12/99 published in the Gazette of India Extraordinary Part I Section I No. 270 dated 06/12/99.
- (x) Resolution No. 12011/36/99-BCC dated 04/04/2000 published in the Gazette of India Extraordinary Part I Section I No. 71 dated 04/04/2000.
- (xi) Resolution No. 12011/44/99-BCC dated 21/09/2000 published in the Gazette of India Extraordinary Part I Section I No. 210 dated 21/09/2000.
- (xii) Resolution No. 12015/9/2000-BCC dated 06/09/2001.
- (xiii) Resolution No. 12011/1/2001-BCC dated 19/06/2003.
- (xiv) Resolution No. 12011/4/2002-BCC dated 13/01/2004.
- (xv) Resolution No. 12011/9/2004-BCC dated 16/01/2006 published in the Gazette of India Extraordinary Part I Section I No. 210 dated 16/01/2006.
- (xvi) Resolution No. 12011/14/2004-BCC dated 12/03/2007 published in the Gazette of India Extraordinary Part I Section I No. 67 dated 12/03/2007.
- (xvii) Resolution No. 12015/2/2007-BCC dated 18/08/2010.
- (xviii) Resolution No. 12015/13/2010-BCC dated 08/12/2011.

Shri/Smt./Kum. \_\_\_\_\_ and/or \_\_\_\_\_ his/her family  
ordinarily reside(s) in the \_\_\_\_\_ District/Division of the  
\_\_\_\_\_ State/Union Territory. This is also to certify that  
he/she does not belong to the persons/sections (Creamy Layer) mentioned in Column 3 of the  
Schedule to the Government of India, Department of Personnel & Training O.M. No.  
36012/22/93-Estt.(SCT) dated 08/09/93 which is modified vide OM No. 36033/3/2004  
Estt.(Res.) dated 09/03/2004, further modified vide OM No.36033/3/2004-Estt.(Res.)dated

14/10/2008, again further modified vide OM No.36036/2/2013-Estt (Res) dated 30/5/2014 or the latest notification of the Government of India.

Dated: \_\_\_\_\_

District Magistrate / Deputy Commissioner /  
Any other Competent Authority

Seal :

**NOTE:**

- (a) The term 'Ordinarily resides' used here will have the same meaning as in Section 20 of the Representation of the People Act, 1950.
- (b) The authorities competent to issue Caste Certificates are indicated below:
  - (i) District Magistrate / Additional Magistrate / Collector / Deputy Commissioner / Additional Deputy Commissioner / Deputy Collector / Ist Class Stipendiary Magistrate / Sub-Divisional magistrate / Taluka Magistrate / Executive Magistrate / Extra Assistant Commissioner (not below the rank of Ist Class Stipendiary Magistrate).
  - (ii) Chief Presidency Magistrate / Additional Chief Presidency Magistrate / Presidency Magistrate.
  - (iii) Revenue Officer not below the rank of Tehsildar' and
  - (iv) Sub-Divisional Officer of the area where the candidate and / or his family resides.

**ANNEXURE - X**

**FORMAT OF CASTE CERTIFICATE**

This is to certify that Shri/Smt./Kumari\* ..... Son/daughter\* of  
..... of village/town\* ..... in District/Division\*  
..... of the State/Union Territory\* ..... belong  
to the .....Caste/Tribe\* which is recognized as a

**Scheduled Caste/Scheduled Tribe\*** under :

- \*The Constitution (Scheduled Castes) Order, 1950
- \*The Constitution (Scheduled Tribes) Order, 1950
- \*The Constitution (Scheduled Castes) (Union Territories) Order, 1951
- \*The Constitution (Scheduled Tribes) (Union Territories) Order, 1951
- {As amended by the Scheduled Castes and Scheduled Tribes Lists (Modification Order) 1956, the Bombay Reorganization Act, 1960, the Punjab Reorganization Act 1966, the State of Himachal Pradesh Act, 1970, the North-Eastern Areas (Reorganisation) Act, 1971 and the Scheduled Castes and Scheduled Tribes Orders (Amendment) Act, 1976}
- \*The Constitution (Jammu & Kashmir) Scheduled Castes Order, 1956;
- \*The Constitution (Andaman & Nicobar Islands) Scheduled Tribes Order, 1959, as amended by the Scheduled Castes and Scheduled Tribes Orders (Amendment) Act 1976;
- \*The Constitution (Dadra and Nagar Haveli) Scheduled Castes Order, 1962;
- \*The Constitution (Dadra and Nagar Haveli) Scheduled Tribes Order, 1962;
- \*The Constitution (Pondicherry) Scheduled Castes Order, 1964;
- \*The Constitution (Uttar Pradesh) Scheduled Tribes Order, 1967;
- \*The Constitution (Goa, Daman and Diu) Scheduled Castes Order, 1968;
- \*The Constitution (Nagaland) Scheduled Tribes Order, 1970
- \*The Constitution (Sikkim) Scheduled Castes Order, 1978
- \*The Constitution (Sikkim) Scheduled Tribes Order, 1978
- \*The Constitution (Jammu and Kashmir) Scheduled Tribes Order, 1989
- \*The Constitution (Scheduled Castes) Orders (Amendment) Act, 1990
- \*The Constitution (Scheduled Tribes) Order Amendment Act, 1991
- \*The Constitution (Scheduled Tribes) Order Second Amendment Act, 1991

2. This certificate is issued on the basis of the Scheduled Castes/Scheduled Tribes Certificate issued to Shri/Smt\* .....father/mother\* of Shri/Smt/Kumari  
.....of.....village/ town\*..... in  
District/Division\*..... of the State/Union Territory\*  
..... who belongs to the..... Caste/Tribe\* which  
is recognized as a Scheduled Caste/Scheduled Tribe\* in the State/Union Territory\*  
..... issued by the ..... Dated  
.....

3. Shri/Smt\*/Kumari\* ..... and/or\* his/her family ordinarily reside(s)  
in village/town\* ..... of .....  
District/Division\* of the State/Union Territory of .....

Signature .....  
Designation.....  
(With seal of Office)

Place : ... ..  
Date : .....

State  
Union Territory

**NOTE:** The term "Ordinarily resides" used here will have the same meaning as in Section 20 of the Representation of the Peoples Act, 1950.

\*Please delete the words which are not applicable.

## **AUTHORITIES EMPOWERED TO ISSUE SCHEDULED CASTE/SCHEDULED TRIBE CERTIFICATES**

{G.I. Dept. of Per. & Trg. O.M. No. 3012//88-Estt. (SCT), (SRD III) dated 24.04.1990}

The under mentioned authorities have been empowered to issue Caste Certificates of verification :

1. District Magistrate/Additional District Magistrate/Collector/Deputy Commissioner/Additional Deputy Commissioner/Deputy Collector/First class Stipendiary Magistrate/Sub Divisional Magistrate/Taluka Magistrate/Executive Magistrate/Extra Assistant Commissioner.
2. Chief Presidency Magistrate/Additional Chief Presidency Magistrate/Presidency Magistrate.
3. Revenue Officer not below the rank of Tehsildar
4. Sub-Divisional Officer of the area where the candidate and/or his/her family normally resides

**FORMAT OF THE CERTIFICATE FOR PERSONS WITH DISABILITY (PwD)**

Name and address of the Institute/Hospital : \_\_\_\_\_

Certificate No. : \_\_\_\_\_

Date: \_\_\_\_\_

This is to certify that Shri/Smt./Kumari\* \_\_\_\_\_  
son/daughter\* of \_\_\_\_\_ Age  
\_\_\_\_\_ years, Registration No. \_\_\_\_\_ is a case of Locomotor  
disability/ Cerebral Palsy/ Blindness/Low vision/ Hearing impairment/ Other disability\* and has  
been suffering from degree of disability not less than \_\_\_\_\_ %  
(\_\_\_\_\_). The details of his/her above mentioned  
disability is described below:

(IN CAPITAL LETTERS)

\_\_\_\_\_  
\_\_\_\_\_  
\_\_\_\_\_

**Note:-**

1. This condition is progressive/non-progressive/likely to improve/not likely to improve.\*
2. Re-assessment is not recommended/is recommended after a period of \_\_\_\_\_ months/years.
3. The certificate is issued as per PWD Act, 1995.

\* Strike out which is not applicable.

Sd/-  
(DOCTOR)

Seal


Sd/-  
(DOCTOR)

Seal

Sd/-  
(DOCTOR)

Seal

Signature/Thumb impression of the patient



(Recent Attested Photograph showing the disability affixed here)

Countersigned

Medical Superintendent/CMO/Head of Hospital (with seal)



**ANNEXURE- XII**

**Certificate regarding physical limitation in an examinee to write**

This is to certify that, I have examined Mr/Ms/Mrs \_\_\_\_\_  
(name of the candidate with disability), a person with \_\_\_\_\_  
(nature and percentage of disability as mentioned in the certificate of disability), S/o/ D/o  
\_\_\_\_\_ a resident  
of \_\_\_\_\_ (village  
/District/State) and to state that he/she has physical limitation which hampers his/her writing  
capabilities owing to his/her disability.

Signature

Chief Medical Officer/Civil Surgeon/Medical Superintendent of a  
Government health care institution

Recent  
Photograph of  
the applicant  
to be pasted  
here

Name & Designation

Name of Government Hospital/Health care centre with seal

Place \_\_\_\_\_

Date \_\_\_\_\_

**Note:**

**Certificate should be given by a specialist of the relevant stream/disability (eg. Visual impairment –Ophthalmologist, Locomotor disability –Orthopaedic specialist/PMR).**

**Letter of Undertaking for using Own Scribe**

Recent  
Photograph of  
the applicant  
to be pasted  
here

I \_\_\_\_\_, a candidate with \_\_\_\_\_(name of the disability) appearing for the \_\_\_\_\_(name of the examination ) bearing Roll No. \_\_\_\_\_at \_\_\_\_\_(name of the centre) in the District\_\_\_\_\_ (name of the State). My qualification is \_\_\_\_\_

I do hereby state that \_\_\_\_\_ (name of the scribe) will provide the service of scribe/reader/lab assistant for the undersigned for taking the aforesaid examination.

I do hereby undertake that his qualification is\_\_\_\_\_. In case, subsequently it is found that his qualification is not as declared by the undersigned and is beyond my qualification, I shall forfeit my right to the post and claims relating thereto.

(Signature of the candidate with Disability)

Place:

Date:

**NOTE: Please bring Aadhaar Card of Scribe.**

**ANNEXURE - XIV**

**ATTESTATION FORM  
(For 'Result Awaited' Candidates only)**

I certify that the information given by the candidate Shri/Smt./Kum \_\_\_\_\_  
has been verified by me with reference to records of the University/Institute.

It is further certified that the said candidate is enrolled for M.Sc (mention the degree/course if  
M.Sc equivalent) \_\_\_\_\_ on (mention date/month/year) -- /-- /---- ;  
OR, after completing 10+2, the said candidate is enrolled for (mention the  
degree/course) \_\_\_\_\_ on this date/month/year -- /-- /----  
and is presently pursuing (mention year/semester, e.g 4<sup>th</sup> year/7<sup>th</sup> semester)  
----- / ----- since (mention date/month/year) -- /-- /----, and is eligible to appear under  
Result Awaited category as laid down in the eligibility criteria.

Illustrative List of degrees/courses:

- (i) BS-4 year program, (ii) B.E (iii) B.Tech, (iii) B.Pharm, (iv) MBBS, (v) Integrated BS-MS (vi)  
M.Sc.

Signature of the Head of Dept./Institute  
Rubber stamp/seal

Name: \_\_\_\_\_

Designation: \_\_\_\_\_

Rubber Stamp/Seal:

**ANNEXURE - XV**

Government of \_\_\_\_\_  
(Name & Address of the authority issuing the certificate)

**INCOME & ASSETS CERTIFICATE TO BE PRODUCED BY ECONOMICALLY WEAKER SECTIONS**

Certificate No. \_\_\_\_\_

Date: \_\_\_\_\_

**VALID FOR THE YEAR** \_\_\_\_\_

This is to certify that Shri/Smt./Kumari \_\_\_\_\_  
son/daughter/wife of \_\_\_\_\_ permanent resident of  
\_\_\_\_\_, Village/Street \_\_\_\_\_ Post Office  
\_\_\_\_\_ District \_\_\_\_\_ in the State/Union Territory  
\_\_\_\_\_ Pin Code \_\_\_\_\_ whose photograph is attested below  
belongs to Economically Weaker Sections, since the gross annual income\* of his/her "family"\*\*\*  
is below Rs.8 lakh (Rupees Eight Lakh only) for the financial year \_\_\_\_\_. His/her family  
does not own or possess any of the following assets\*\*\*:

- I. 5 acres of agricultural land and above;
- II. Residential flat of 1000 sq. ft. and above;
- III. Residential plot of 100 sq. yards and above in notified municipalities;
- IV. Residential plot of 200 sq. yards and above in areas other than the notified municipalities.

2. Shri/Smt./Kumari \_\_\_\_\_ belongs to the \_\_\_\_\_ caste  
which is not recognized as a Scheduled Caste, Scheduled Tribe and Other Backward Classes  
(Central List).

Signature with seal of Office \_\_\_\_\_

Name \_\_\_\_\_

Designation \_\_\_\_\_

Recent Passport  
size attested  
photograph  
of the applicant

\*Note 1: Income covered all sources i.e. salary, agriculture, business, profession etc.

\*\* Note 2: The term "Family" for this purpose include the person, who seeks benefit of reservation, his/her parents and siblings below the age of 18 years as also his/her spouse and children below the age of 18 years.

\*\*\*Note 3: The property held by a "Family" in different locations or different places/cities have been clubbed while applying the land or property holding test to determine EWS status.

**SELF DECLARATION OF MINORITY COMMUNITY BY CANDIDATE FOR SUPPORT  
FOR MINORITY STUDENTS**

**DECLARATION**

I, ..... Son/Daughter of.....  
Resident of .....hereby  
declare that I belong to the (Muslims/Sikhs/Christians/Buddhists/Jains and Zoroastrains  
(Parsis) which is a notified minority community as per Section 2 (c) of National  
Commission for Minorities Act, 1992).

Date: .....

Place: .....

Signature of Candidate: .....

Name of the Candidate: .....

**A F F I D A V I T**  
**(MUST BE ON Rs.50/- STAMP PAPER)**

I \_\_\_\_\_ son/wife of \_\_\_\_\_  
*(father/mother name)*  
resident of \_\_\_\_\_

\_\_\_\_\_ do hereby make oath and state as under:-

1. That the Deponent is the father / mother of \_\_\_\_\_  
*(candidate name)*
2. That the deponent's daughter is a Single Girl Child/Twin Daughter/Fraternal Daughter of the family and there is no other male and female child in my family.

Verified at \_\_\_\_\_ on this \_\_\_\_\_ that the contents of the above  
*(place)* *(date - month - year)*  
affidavit are true and correct to my personal knowledge and belief.

**DEPONENT Signature .....**

**Name .....**

**Full Address .....**

.....

.....

Seal & Signature of .....  
SDM / First Class Magistrate / Gazetted Officer (not below the rank of Tehsildar)  
certifying the aforesaid declaration.

## ANNEXURE - XVIII

### National Testing Agency (NTA) Procedure to be adopted for compilation of NTA scores for multi session Papers (Normalization procedure based on PERCENTILE SCORE)

NTA may conduct examinations on multiple dates, generally in two sessions per day. The candidates will be given different sets of questions per session and it is quite possible that in spite of all efforts of maintaining equivalence among various question papers, the difficulty level of these question papers administered in different sessions may not be exactly the same. Some of the candidates may end up attempting a relatively tougher set of questions when compared to other sets. The candidates who attempt the comparatively tougher examination are likely to get lower marks as compared to those who attempt the easier one. In order to overcome such a situation, “**Normalization procedure based on Percentile Score**” will be used for ensuring that candidates are neither benefitted nor disadvantaged due to the difficulty level of the examination. With the objective of ensuring that a candidate’s true merit is identified, and that a level playing field is created in the above context, the Normalization Procedure, set out below shall be adopted, for compiling the NTA scores for multi session papers.

**The process of Normalization is an established practice for comparing candidate scores across multi session papers and is similar to those being adopted in other large educational selection tests conducted in India. For normalization across sections, NTA shall use the percentile equivalence.**

**Percentile Scores:** Percentile scores are scores based on the relative performance of all those who appear for the examination. Basically the marks obtained are transformed into a scale ranging from 100 to 0 for each session of examinees.

**The Percentile Score indicates the percentage of candidates that have scored EQUAL TO OR BELOW (same or lower raw scores) that particular Percentile in that examination. Therefore the topper (highest score) of each session will get the same Percentile of 100 which is desirable. The marks obtained in between the highest and lowest scores are also converted to appropriate Percentiles.**

**The Percentile score will be the Normalized Score for the examination** (instead of the raw marks of the candidate) and shall be used for preparation of the merit lists.

**The Percentile Scores will be calculated up to 7 decimal places to avoid bunching effect and reduce ties.**

**The Percentile score of a Candidate is calculated as follows:**

$$\frac{100 \times \text{Number of candidates appeared in the 'Session' with raw score EQUAL TO OR LESS than the candidate}}{\text{Total number of the candidates appeared in the 'Session'}}$$

**Note:** The Percentile of the Total shall **NOT** be an aggregate or average of the Percentile of individual subject. Percentile score is not the same as percentage of marks obtained.



**Example:** Suppose a test was held in 4 sessions of examinees as per details given below:-

(Allocation of Days and shifts were done randomly)

(a) Distribution of candidates were as follows:

**Session-1:** Day-1 Shift-1, **Session-2:** Day-1 Shift-2, **Session-3:** Day-2 Shift-1 and **Session-4:** Day-2 Shift-2

Session	Day/Shift	No of Candidates			Marks	
		Absent	Appeared	Total	Highest	Lowest
Session-1	Day-1 Shift-1	3974	28012	31986	335	-39
Session-2	Day-1 Shift-2	6189	32541	38730	346	-38
Session-3	Day-2 Shift-1	6036	41326	47362	331	-49
Session-4	Day-2 Shift-2	9074	40603	49677	332	-44
<b>Total (Session-1 to Session-4)</b>		25273	142482	167755	346	-49

In this method of scoring the HIGHEST RAW SCORE in each paper (irrespective of the raw scores) will be the 100 Percentile indicating that 100% of candidates have scores equal to or lesser than the highest scorer/ topper for that session.

**Highest Raw Score and Percentile Score:** All the highest raw scores will have normalized Percentile Score of 100 for their respective session.

Session	Total Candidates Appeared	Highest Raw Score	Candidates who scored EQUAL OR LESS THAN Highest Raw Score	Percentile Score	Remarks
Session-1	28012	335	28012	100.000000 [(28012/28012)*100]	i.e. <b>all the highest raw scores</b> would be <b>normalized</b> to 100 Percentile Score for their respective session.
Session -2	32541	346	32541	100.000000 [(32541/32541)*100]	
Session -3	41326	331	41326	100.000000 [(41326/41326)*100]	
Session -4	40603	332	40603	100.000000 [(40603/40603)*100]	

**Lowest Raw Score and Percentile Score:** Percentile Score of all the lowest raw scores will depend on the total number of candidates who have taken the examination for their respective session.

Session	Total Candidates Appeared	Lowest Raw Score	Candidates who scored EQUAL OR LESS THAN Lowest Raw Score	Percentile Score	Remarks
Session -1	28012	-39	1	0.0035699 [[1/28012]*100]	i.e. Percentile Score of <b>all the lowest raw scores are different</b> i.e. Percentile Score depend on the total number of candidates who have taken the examination for their respective session.
Session -2	32541	-38	1	0.0030730 [[1/32541]*100]	
Session -3	41326	-49	1	0.0024198 [[1/41326]*100]	
Session -4	40603	-44	1	0.0024629 [[1/40603]*100]	

The following is a further explanation of the interpretation of the raw scores and Percentile Score in Session-3 (Day-2 and Shift-1) with 41326 candidates who have taken the examination.

Candidate	Percentile Score	No of Candidates	Raw Score	Remark
<b>A</b>	<b>100.000000</b> [[41326/41326]*100]	<b>1</b>	<b>331</b>	Indicates that amongst those appeared, 100% have scored either EQUAL TO OR LESS THAN the candidate A ( <b>331 raw score</b> ). It also indicates that no candidate has scored more than the candidate A ( <b>331 raw score</b> ).
<b>B</b>	<b>90.1224411</b> [[37244/41326]*100]	<b>77</b>	<b>121</b>	Indicates that amongst those appeared, 90.1224411% have scored either EQUAL TO OR LESS THAN the candidate B ( <b>121 raw score</b> ). It also indicates that remaining candidates have scored more than candidate B ( <b>121 raw score</b> ).
<b>C</b>	<b>50.4549194</b> [[20851/41326]*100]	<b>381</b>	<b>41</b>	Indicates that amongst those appeared, 50.4549194% have scored either EQUAL TO OR LESS THAN the candidate C ( <b>41 raw score</b> ). It also indicates that remaining those appeared have scored more than candidate C ( <b>41 raw score</b> ).

<b>D</b>	<b>31.7040120</b> [(13102/41326)*100]	<b>789</b>	<b>25</b>	Indicates that amongst those appeared, 31.7040120% have scored either EQUAL TO OR LESS THAN the candidate D <b>(25 raw score)</b>
				It also indicates that remaining candidates have scored more than candidate D <b>(25 raw score)</b> .
<b>E</b>	<b>1.1034216</b> [(456/41326)*100]	<b>100</b>	<b>-15</b>	Indicates that amongst those appeared, 1.1034216% have scored either EQUAL TO OR LESS THAN the candidate E <b>(-15 raw score)</b>
				It also indicates that remaining candidates have scored more than candidate E <b>(-15 raw score)</b>

### STEP-BY-STEP PROCEDURE FOR NORMALIZATION AND PREPARATION OF RESULT:

#### Step-1: Distribution of Examinees in two shifts:

Candidates have to be distributed into two sessions randomly so that each session has approximately equal number of candidates. These two sessions would be as follows:

**Session-1:** Day-1 Shift-1, **Session-2:** Day-1 Shift-2

In the event of more number of days or less number of shifts, the candidates will be divided accordingly.

This will ensure that there is no bias in the distribution of candidates who shall take the examination. Further, with a large population of examinees spread over the entire country the possibility of such bias becomes remote.

#### Step-2: Preparation of Results for each Session:

The examination results for **each session** would be prepared in the form of

- Raw Scores
- Percentiles Scores of Total raw scores.

The Percentiles would be calculated for each candidate in the Session as follows:

Let TP1 be the Percentile Scores of Total Raw Score of that candidate.

$$\text{Total Percentile (TP1)} : 100 \times \frac{\text{No. of candidates appeared from the session with raw score EQUAL TO OR LESS than T1 score}}{\text{Total No. of candidates appeared in the session}}$$

#### Step-3: Compilation of NTA score and Preparation of Result:

The Percentile scores for the Total Raw Score for all the sessions (**Session-1:** Day-1 Shift-1, **Session-2:** Day-1 Shift-2) as calculated in **Step-2** above would be merged and shall be called the **NTA scores** which will then be used for compilation of result and further processing for deciding the allocation.

In the events of the percentiles for the multi-shifts being dissimilar / unequal, the lowest will be the eligibility cut-off for that category for all candidates (i.e. all shifts).

For Example: In an the examination held in two shifts, if the 40% marks correspond to a Percentile score of 78 in Shift 1 and 79 in Shift 2, then all those equal to or above 78 percentiles (Percentile score of 100 to 78) in both shifts will become eligible in General Category. Similar method will be adopted for the other categories to determine eligibility cut-offs. In case the examination is held in more number of shifts the same principle shall apply.

## **CONTACT DETAILS**

### ***Fellowship under CSIR Scheme:***

*DEPUTY SECRETARY/UNDER SECRETARY (EMR), CSIR-HRDG, CSIR COMPLEX (OPPOSITE INSTITUTE OF HOTEL MANAGEMENT), LIBRARY AVENUE, PUSA, NEW DELHI-110012.*

---

### ***Fellowships under UGC Schemes:***

*UNDER SECRETARY, SELECTION AND AWARD BUREAU, UNIVERSITY GRANT COMMISSION, SOUTH CAMPUS, UNIVERSITY OF DELHI, BENITO JUAREZ MARG, DHAULA KUAN, NEW DELHI-110021.*

---

### ***For Eligibility for Lectureship/ Assistant Professor:***

*EDUCATION OFFICER, UNIVERSITY GRANTS COMMISSION, SOUTH CAMPUS, UNIVERSITY OF DELHI, BENITO JUAREZ MARG, DHAULAKUAN, NEW DELHI-110021.*

---



Help Line No.  
**0120-6895200**

e-mail : [csirnet@nta.ac.in](mailto:csirnet@nta.ac.in)



## **National Testing Agency**

(An autonomous organization under the Department of Higher Education,  
Ministry of Human Resource Development, Government of India)

### **Address for Correspondence:**

Block C-20/1A/8, Sector 62, Gautam Budh Nagar,  
Noida -201309 (UP)

Help Line : For Technical support, contact at  
Ph.: 0120-6895200; or send us the query through  
Query Redressal System (QRS) in Candidates login.

Website: [www.nta.ac.in](http://www.nta.ac.in), [csirnet.nta.nic.in](http://csirnet.nta.nic.in)

